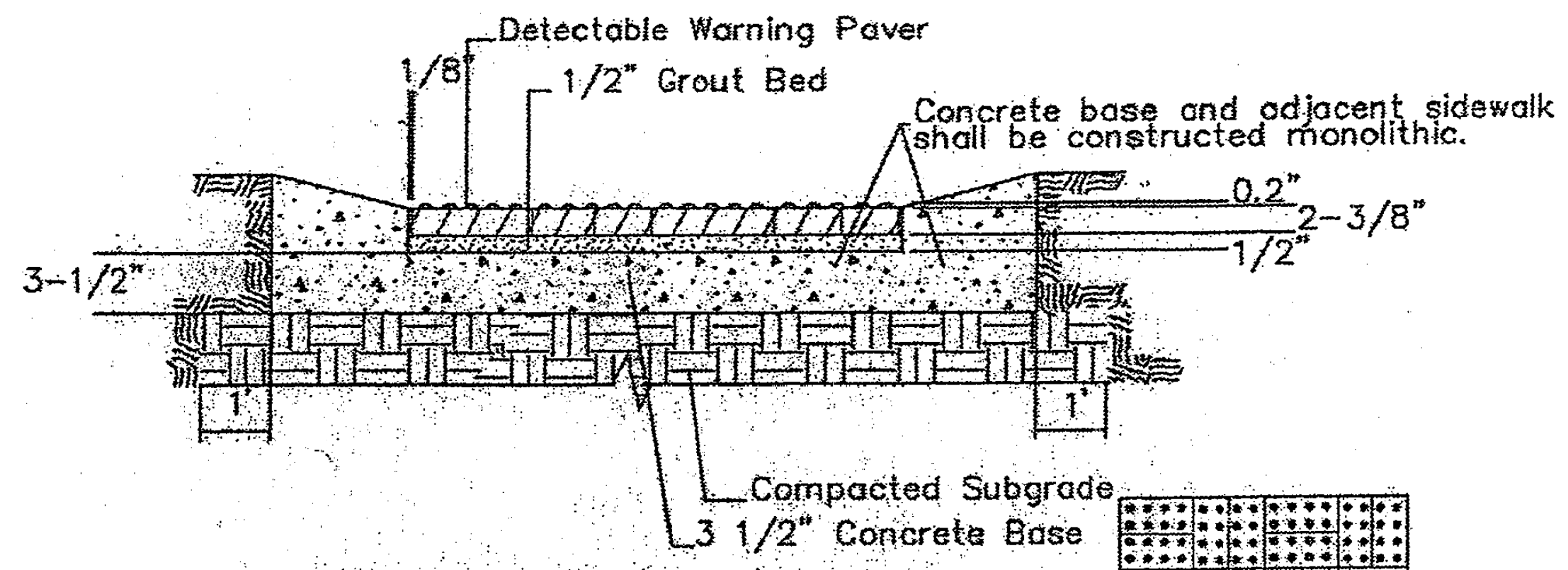
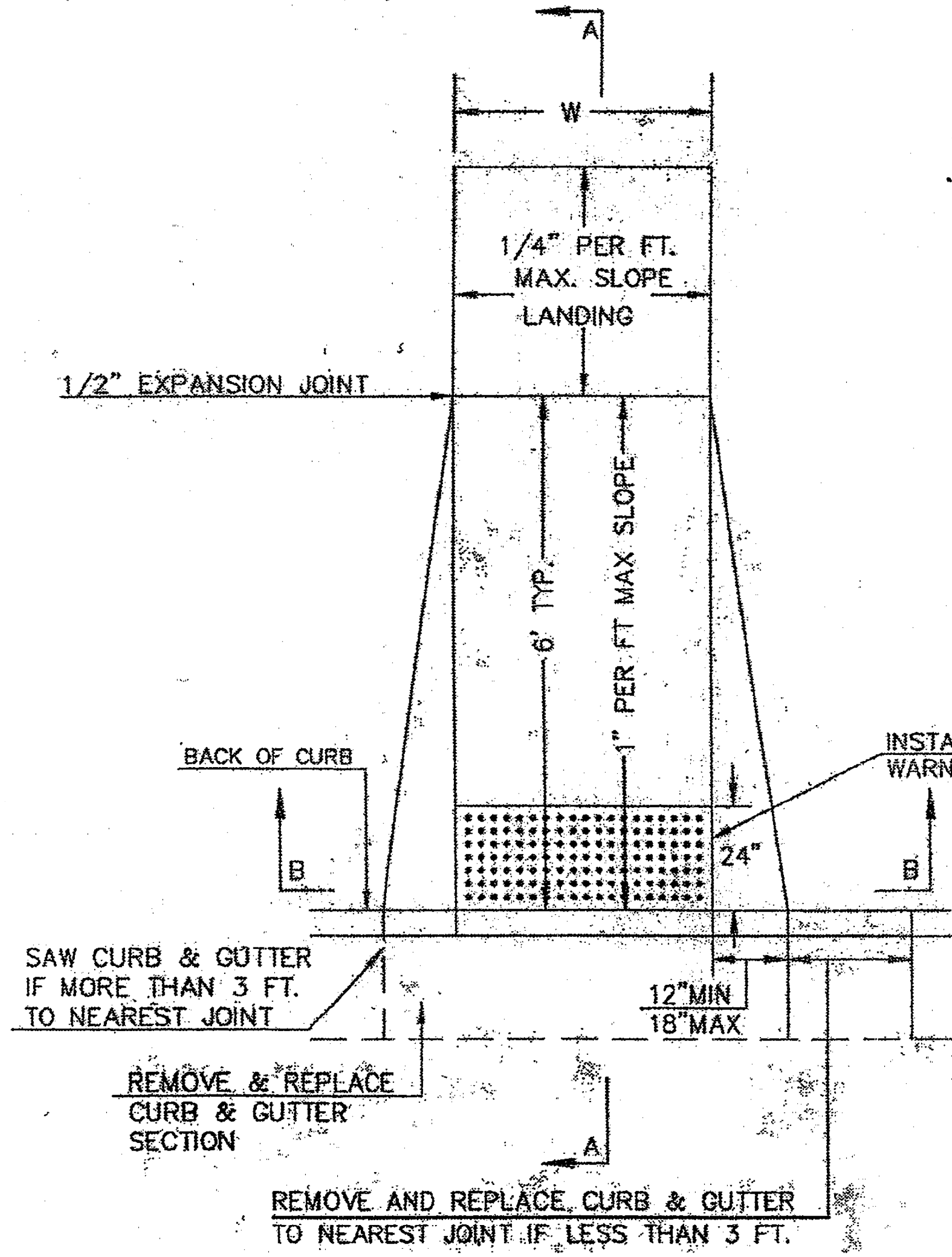


FHWA REGION NO.	STATE	PROJECT NO.	YEAR	SHEET NO.	TOTAL SHEETS
7	KANSAS	54-87 K-6657-01	2002	1330	1122

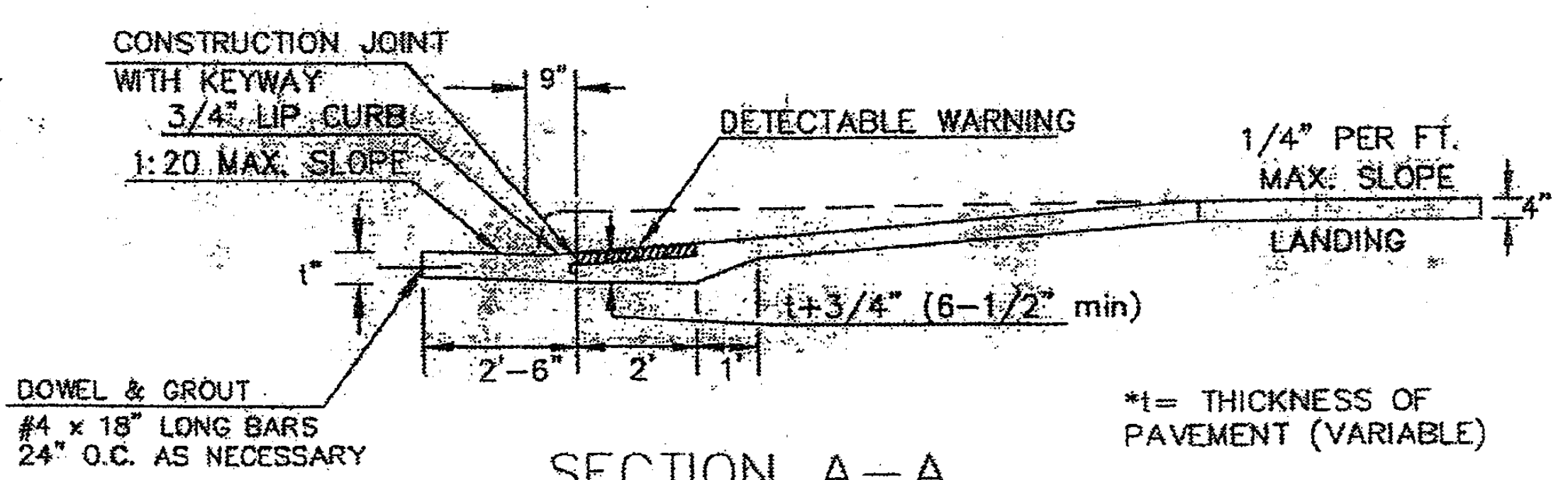
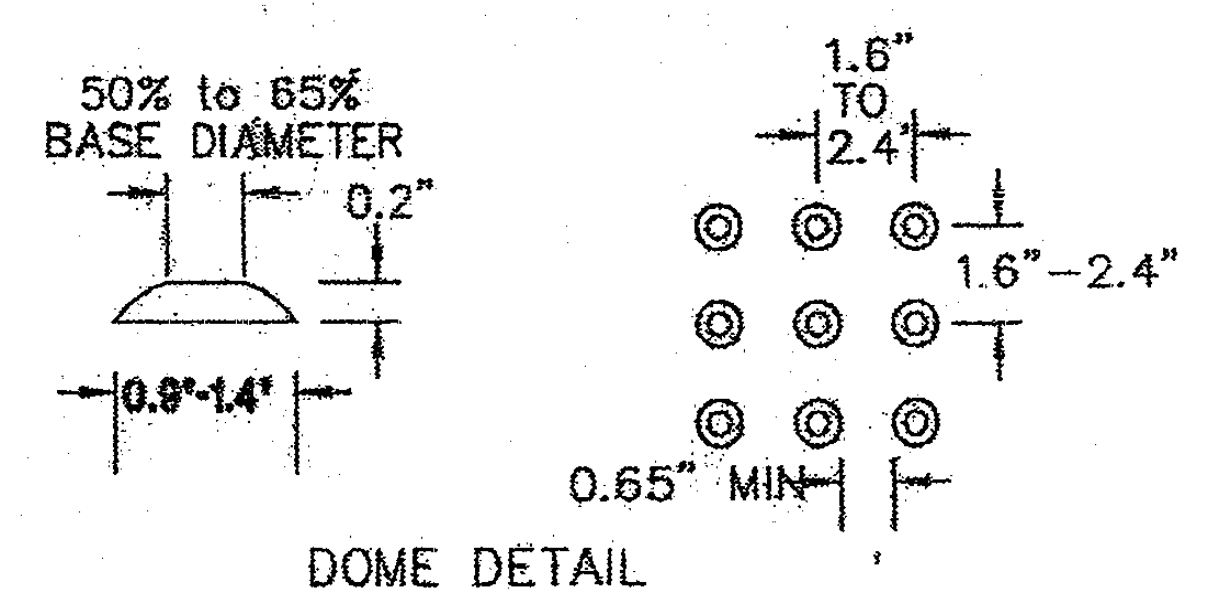
(TYPE A)  
STANDARD WHEELCHAIR RAMP  
WITH DETECTABLE WARNING  
CONSTRUCTION DETAIL FOR STREETS  
WITH COMBINED CURB & GUTTER

W= 4'0" FOR STANDARD RAMP  
W= 5'0" FOR RAMPS AT SCHOOL CROSSWALKS  
(OR TO MATCH EXISTING)



TYPICAL SECTION DETECTABLE WARNING PAVER  
NOTE: RAMPS TO COMPLY WITH LATEST ADAAG GUIDELINES.  
PAVESTONE DETECTABLE WARNING PAVERS (OR AN APPROVED EQUAL) SHALL BE USED IN ALL WHEELCHAIR RAMPS. THE RED PAVER SHALL BE INSTALLED USING A BASKET WEAVE/PARQUET PATTERN. OTHER PATTERNS MAY BE USED WITH APPROVAL OF ENGINEER. SAND FILL JOINTS. ALIGN DOMES IN THE DIRECTION OF PEDESTRIAN TRAVEL.

SECTION B-B



SECTION A-A

\*t= THICKNESS OF PAVEMENT (VARIABLE)

AUGUST 4, 2003

RECORD DRAWING

No.	Revisions	By	Date
CITY OF WICHITA			
GENERAL NOTES			
SEDGWICK COUNTY			
<b>Professional Engineering Consultants, P.A.</b> 303 S. TOPEKA • WICHITA, KANSAS 67202 316-262-2691 • FAX 316-262-3003			
Designed by	WDH	Checked by	JPS
Drawn by	JGP	Date	April, 2002
		Job No.	97362

DSWP: WDH OPER: JGP SCALE: i:/1997/97362/As-Builts/dgn's/18\_Sidewalk Ramp.dgn Last Rev: 8-17-07 By: gdr