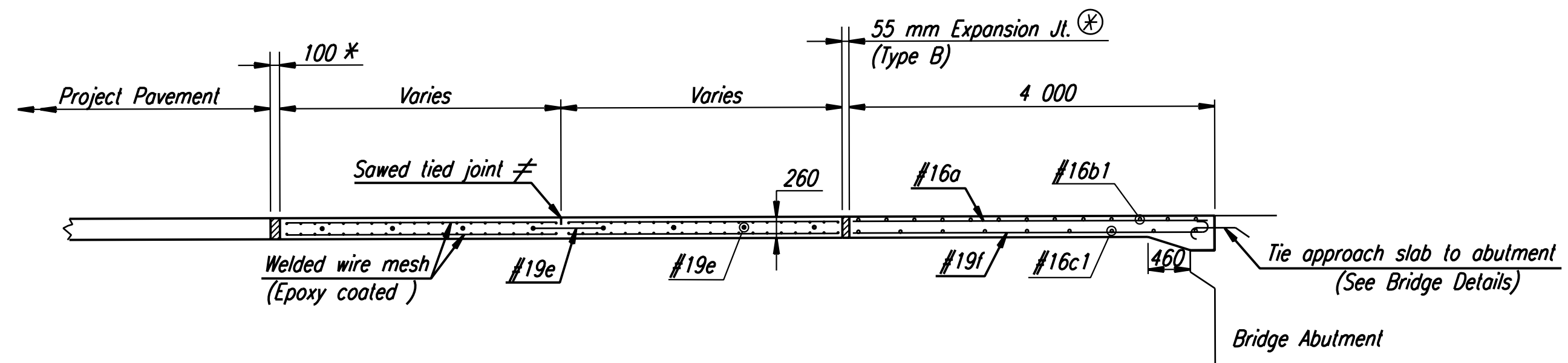
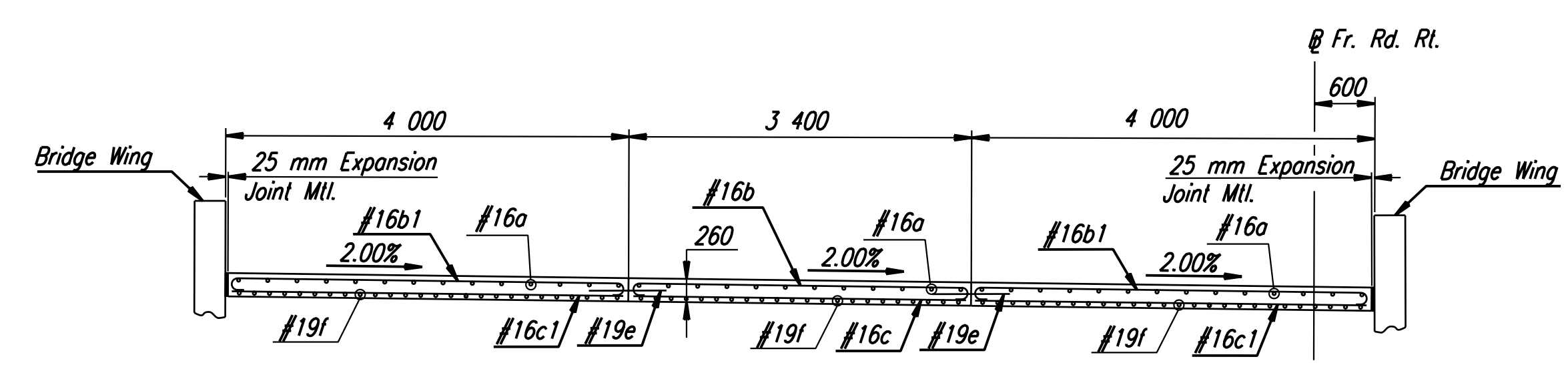


FHWA REGION NO.	STATE	PROJECT NO.	YEAR	SHEET NO.	TOTAL SHEETS
7	KANSAS	54-87 K-6657-01	2002	122	1122



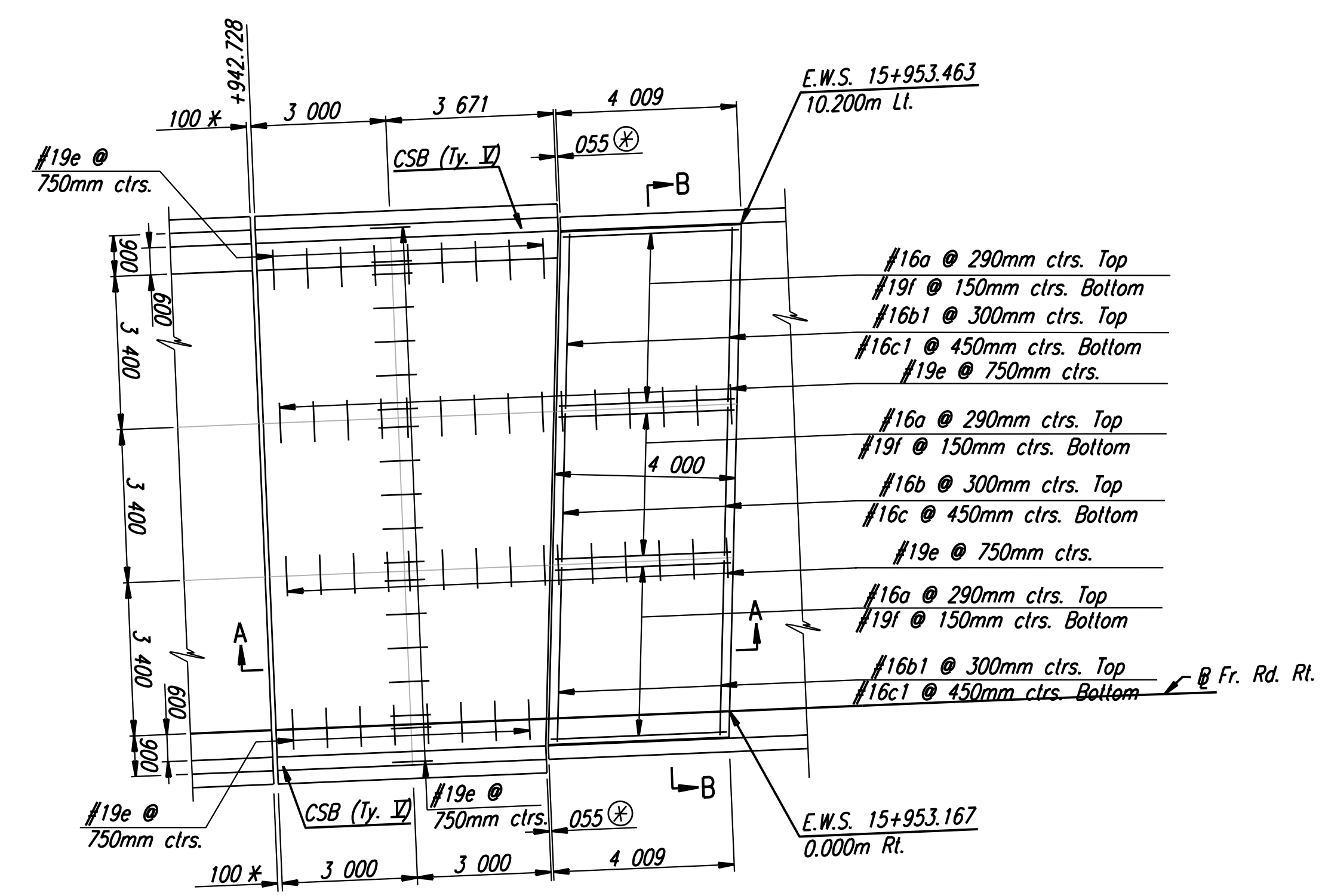
SECTION A-A



SECTION B-B

* 100 mm Pressure relief joint. See Standard Drawing RD661 Sl, Sh. No. 126.
 ⊗ Expansion joint Type B. See Standard Drawing RD662 Sl, Sh. No. 127 for details.
 ≠ Contractor has the option of substituting a Tied Keyed Construction Joint.

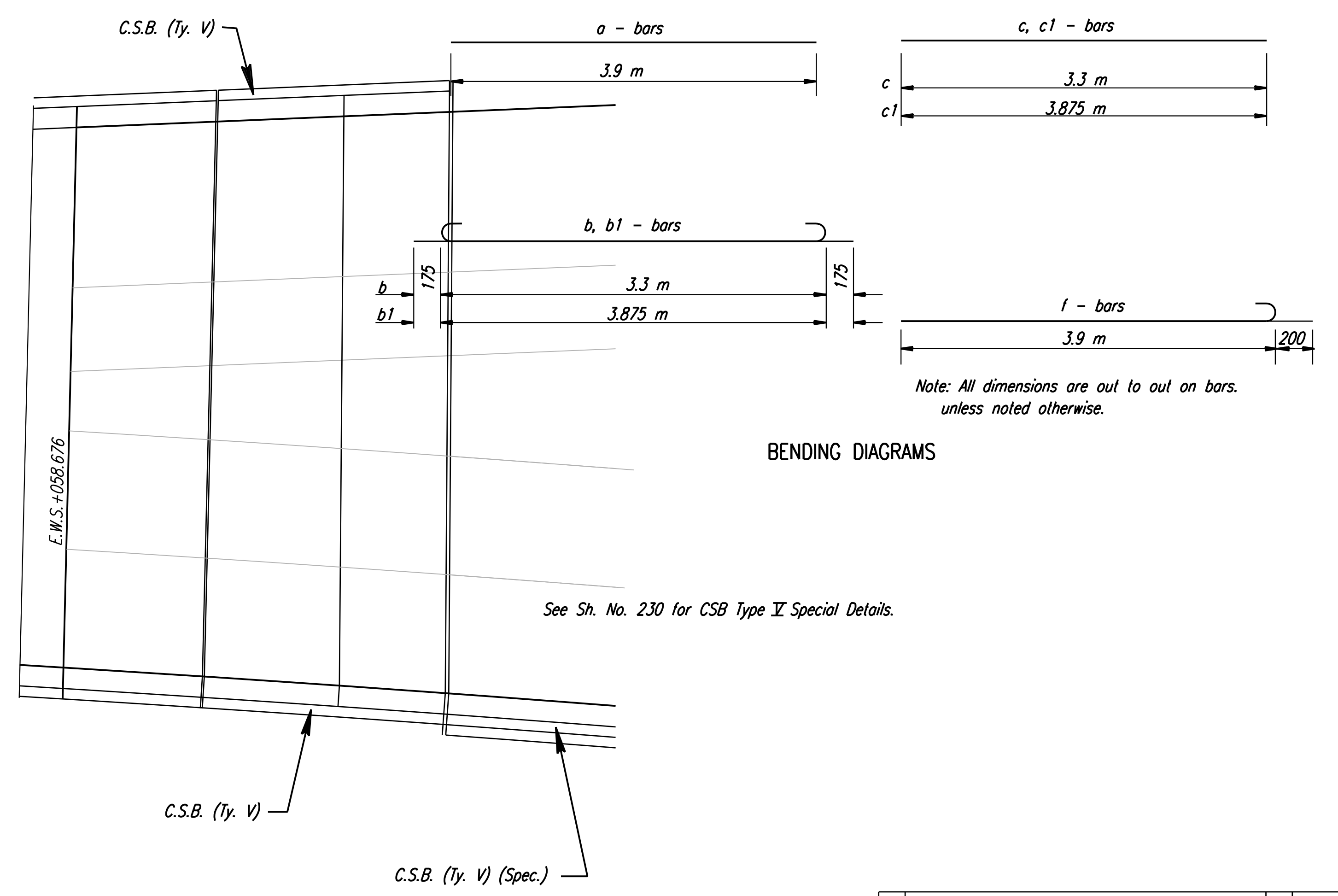
GENERAL NOTE
 Special Concrete Bridge Approach shall be paid for as sq. m of Concrete Pavement (260 mm Unit.) (A.E.) and includes all work and materials required to construct the approach slab as shown on this sheet.
 All work and materials required for installation of expansion joints and pressure relief joints shall be subsidiary to this bid item.
 All preformed joint material shall be installed perpendicular to pavement surface. Formed joints shall be edged with 6 mm radius tool for length of joint.
 At the Contractor's option #13 x 900 mm tie bars @ 380 mm centers may be substituted for the #19 e bars at 750 mm centers.
 All reinforcing steel shall be epoxy coated.
 See Standard Drawing RD661 Sl for details of joints, reinforcing mesh, and edge curb.
 Clearance from the face of concrete for all reinforcing steel shall be 50 mm.
 Standard reinforcing bar hooks in accordance with the latest ACI specifications shall be used throughout.



PLAN AT WEST APPROACH

BILL OF MATERIALS (WEST APPROACH)		BAR SCHEDULE						
Bar No.	Quantity	a	b	b1	c	c1	e	f
#16	41	14	28	9	18	66	78	
#19	19							
Length		3 900	3 650	4 225	3 300	3 875	900	4 100
Reinforcing Steel		1 513 kg						
Concrete Pavement(260 mm Unit.)(AE)		110.3 m ²						
Expansion Joint (Type B)		12 090 mm						
100 mm Pressure Relief Joint		12 600 mm						

Reinforcing steel and joint lengths shown for information only.



BENDING DIAGRAMS

No.	Revisions	By	Date
CITY OF WICHITA			
CONCRETE BRIDGE APPROACH PAVEMENT E. B. FRONTAGE RD. OVER COWSKIN CREEK WEST APPROACH			
SEDGWICK COUNTY			
Professional Engineering Consultants, P.A. 303 S. TOPEKA • WICHITA, KANSAS 67202 316-262-2691 • FAX 316-262-3003			
Designed by	WDH	Checked by	WDH
Drawn by	JGP	Date	April, 2002
		Job No.	97362

RECORD DRAWING

DATE	
BY	
REFERENCES NOTED	
REFERENCES CHECKED	

DSNR: OPER: JGP SCALE: 1:100
 i:/1997/97362/As-Builts/dgn s/Sh 122-ApprSlab-cow_eb_fr.dgn Last Rev: 8-14-07 By: gdr