

STATE	PROJECT NO.	YEAR	SHEET NO.	TOTAL SHEETS
KANSAS	54-87 K-6657-01	2002	239	1122

**SPECIAL SURFACE TREATMENT:**

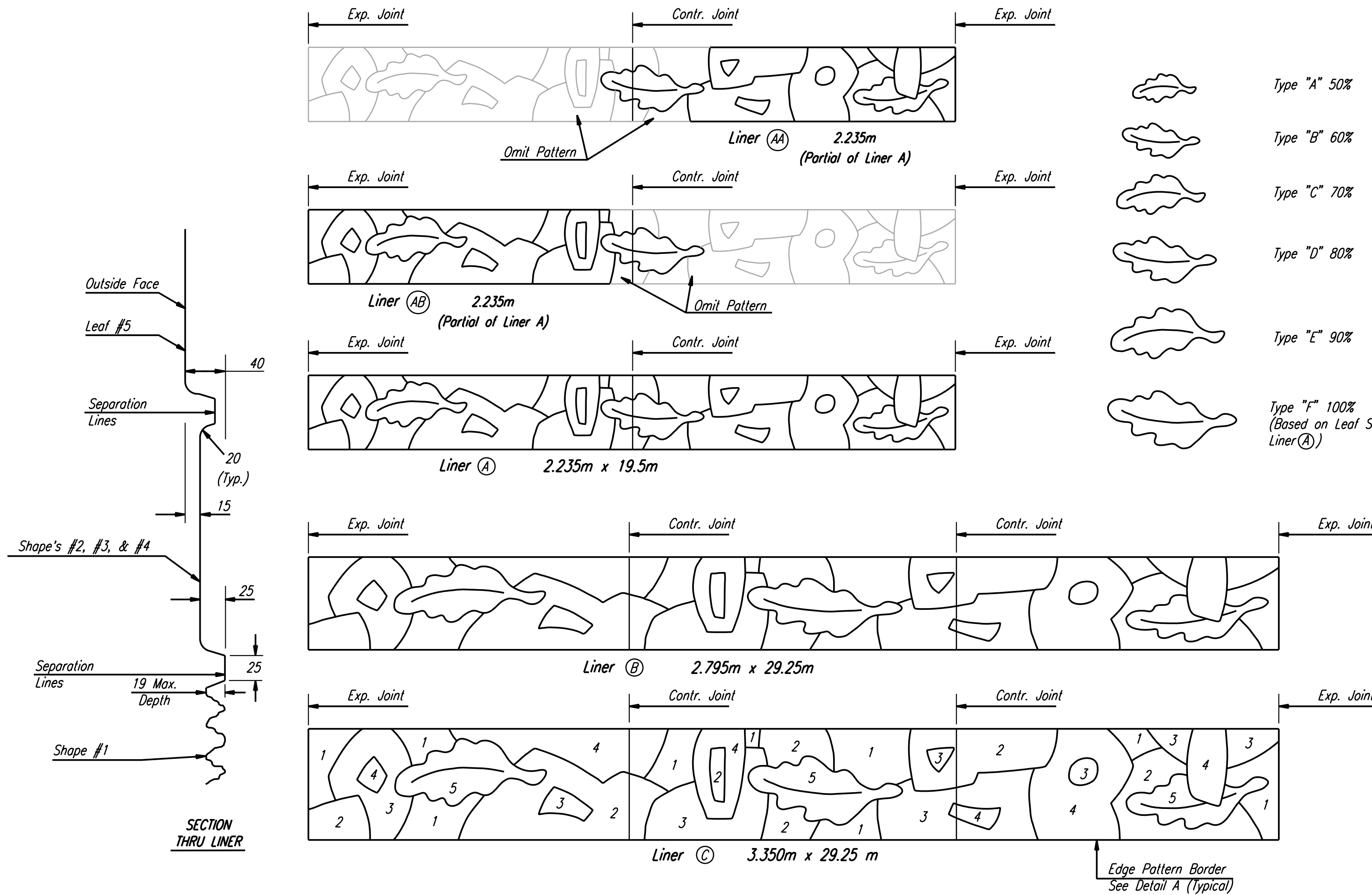
Special Surface Treatment shall be located on the walls as shown on the plans and shall be paid for at the contract unit bid price per square meter. All labor, tools, form liners, equipment, materials and incidentals required to perform this work shall be paid for as "Special Surface Treatment" in accordance with the Special Provisions. No separate measurement or payment will be made for texturing on the walls outside of the areas specified as Special Surface Treatment.

Texturing of areas receiving #109 Fractured Fin shall not be measured or paid for separately but shall be subsidiary to the price bid for "C.I.P. Retaining Walls".

**SURFACE COATING FINISH:**

Surface Coating Finish shall be applied to exterior concrete surfaces of the wall panels and barriers within the limits shown on the plans. The color of the surface coating shall match ~~Federal Standard 595B color No. 20372 (Duckskin)~~ Tamms color #3686 unless an equal is approved by the Engineer. A non-petroleum base form release agent shall be used on formed surfaces to be coated. All labor, materials and incidentals required to perform this work shall be paid for as "Surface Coating Finish" in accordance with the Special Provisions.

DATE	
BY	
REFERENCES NOTED	
REFERENCES CHECKED	



**TYPICAL PATTERN TEXTURES**

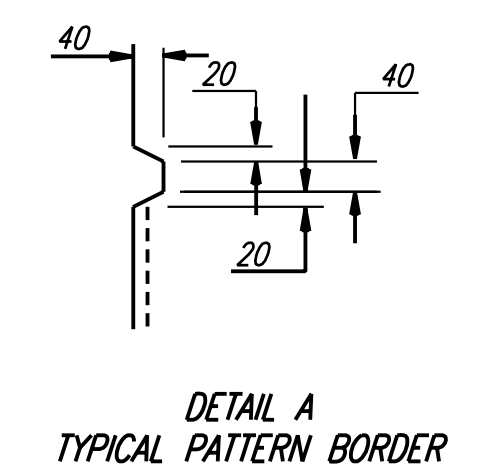
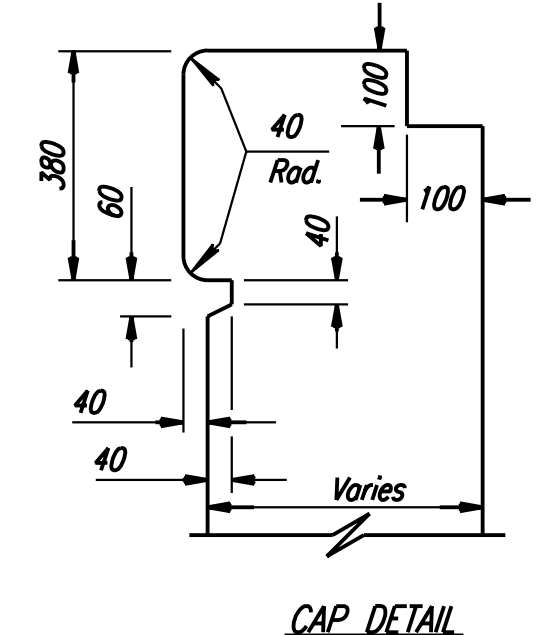
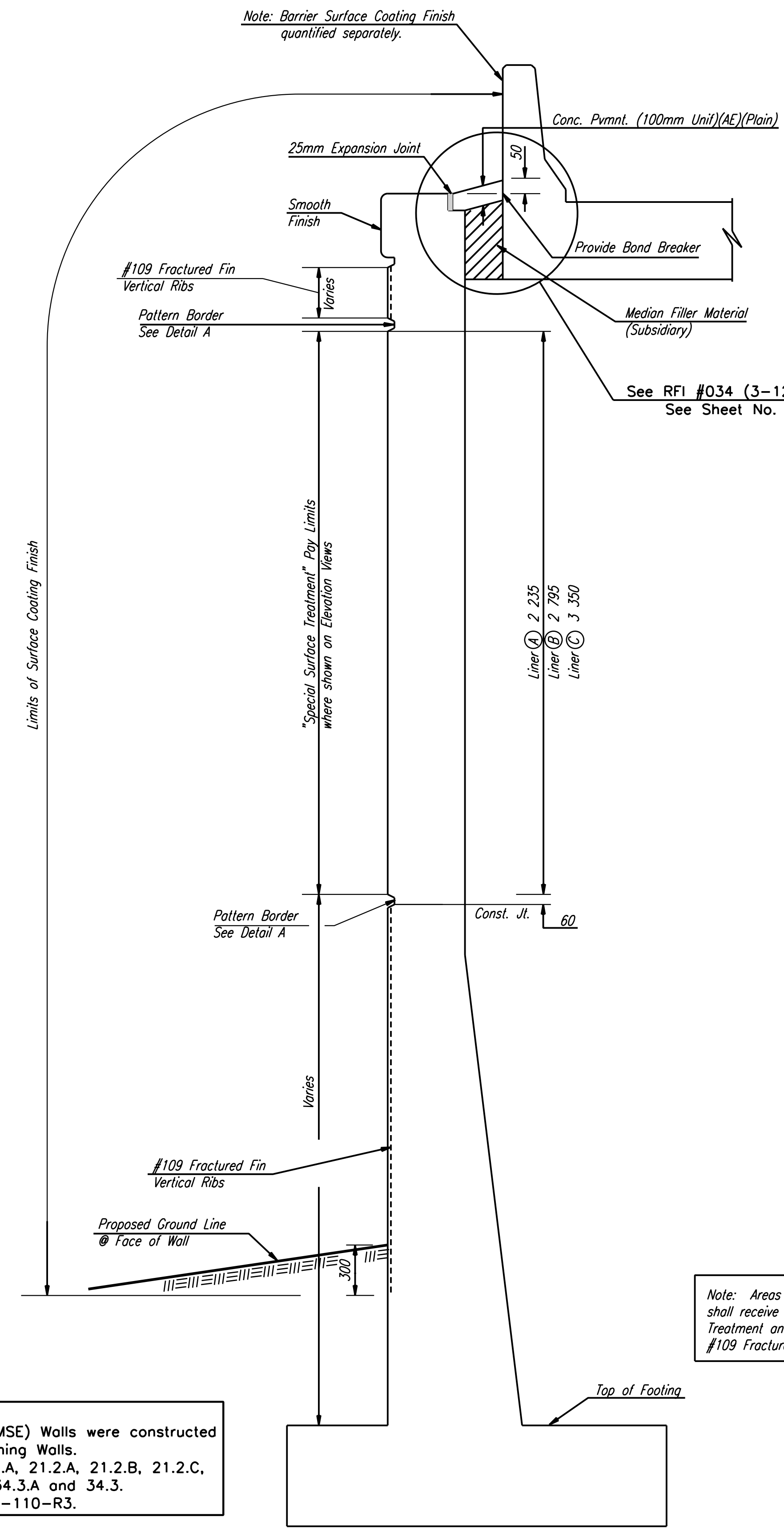
- #110 Fractured Granite max depth 1 1/2" (Horizontal Ribs)
- #121 Sandblast #3
- Stucco
- #162 Bush hammer
- Smooth Texture

Outside face of retaining wall to 300 mm below finish grade and where special surface treatment is not shown, including surface behind planters shall be textured using #109 Fractured Fin Liner (Subsidiary).

Liners shall be one continuous piece between wall expansion and contraction joints. No intermediate seams will be permitted.

Liner Textures are by Scott Systems, Inc. 1788 Helena Street, Denver, Co. 80011, 303-341-1400.

**NOTE:**  
Mechanically Stabilized Earth (MSE) Walls were constructed in lieu of Cast-in-Place Retaining Walls. See Submittal No.'s 21.1, 21.1.A, 21.2.A, 21.2.B, 21.2.C, 21.3.A, 34.1.A, 34.1.B, 34.2.A, 34.3.A and 34.3. Also see Special Provision 90M-110-R3.



Note: Areas behind planters shall receive Special Surface Treatment and/or overall texture #109 Fractured Fin.

SECTION THROUGH WALL

**RECORD DRAWING**

1			
No.	Revisions	By	Date
CITY OF WICHITA <b>KELLOGG</b> CAST-IN-PLACE RETAINING WALLS ARCHITECTURAL DETAILS SEDGWICK COUNTY			
<b>Professional Engineering Consultants, P.A.</b> 303 S. TOPEKA • WICHITA, KANSAS 67202 316-262-2691 • FAX 316-262-3003			
Designed by	DG	Checked by	WDH
Drawn by	JSB	Date	Apr 11, 2002 Job No. 97362

DSNR: WDH OPER: JGP SCALE: 1:20  
 i:/1997/97362/As-Builts/dgn's/Vol 2/Sh 239-archdetails.dgn Last Rev: 8-21-07 By: gdr