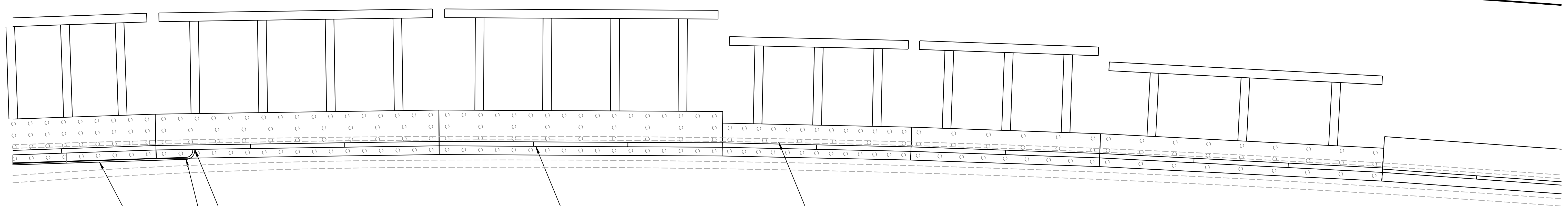

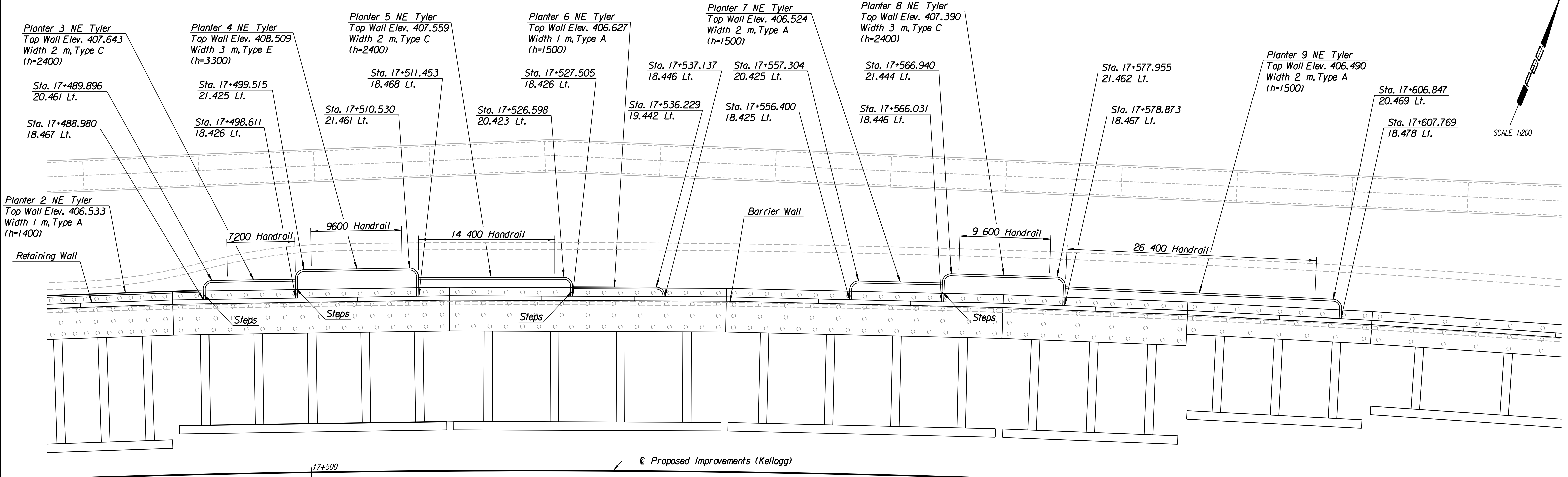


STATE	PROJECT NO.	YEAR	SHEET NO.	TOTAL SHEETS
KANSAS	54-87 K-6657-01	2002	249	1122

DATE	
BY	
REFERENCES NOTED	
REFERENCES CHECKED	



PLAN

NOTE:
Mechanically Stabilized Earth (MSE) Walls were constructed in lieu of Cast-in-Place Retaining Walls. See Submittal No.'s 21.1, 21.1.A, 21.2.A, 21.2.B, 21.2.C, 21.3.A, 34.1.A, 34.1.B, 34.2.A, 34.3.A and 34.3. Also see Special Provision 90M-110-R3.

Note: See Sheet No. 238A for Wall Type A thru Wall Type E. *It equals Top of Planter Wall to Bottom of Footing.

DSNR: PDF OPER: DRP SCALE: 1:200
 i:/1997/97362/As-Built/dgn's/Vol 2/Sh 249-plantwall10.dgn Last Rev: 8-22-07 By: gdr

RECORD DRAWING

No.		Revisions	By	Date
CITY OF WICHITA KELLOGG CAST IN PLACE RETAINING WALL STA. 17+477 to STA. 17+632 SEDGWICK COUNTY				
Professional Engineering Consultants, P.A. <small>303 S. TOPEKA • WICHITA, KANSAS 67202 316-262-2691 • FAX 316-262-3003</small>				
Designed by	PDF	Checked by	RAS	
Drawn by	DRP	Date	April, 2002	Job No. 97362