STATE	PROJECT NO.	YEAR	SHEET NO.	TOTAL SHEETS
KANSAS	54-87 K-6657-01	2002	293	1122

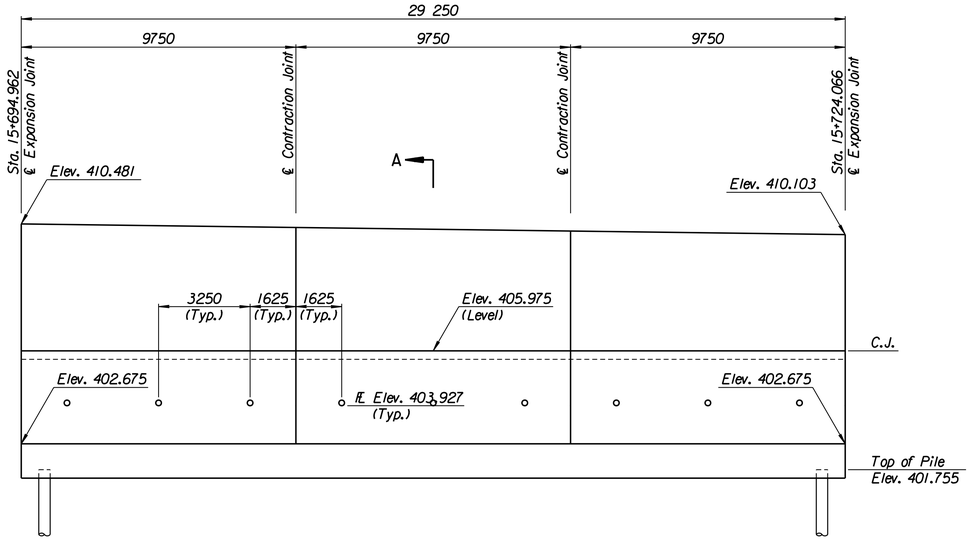

ELEVATION

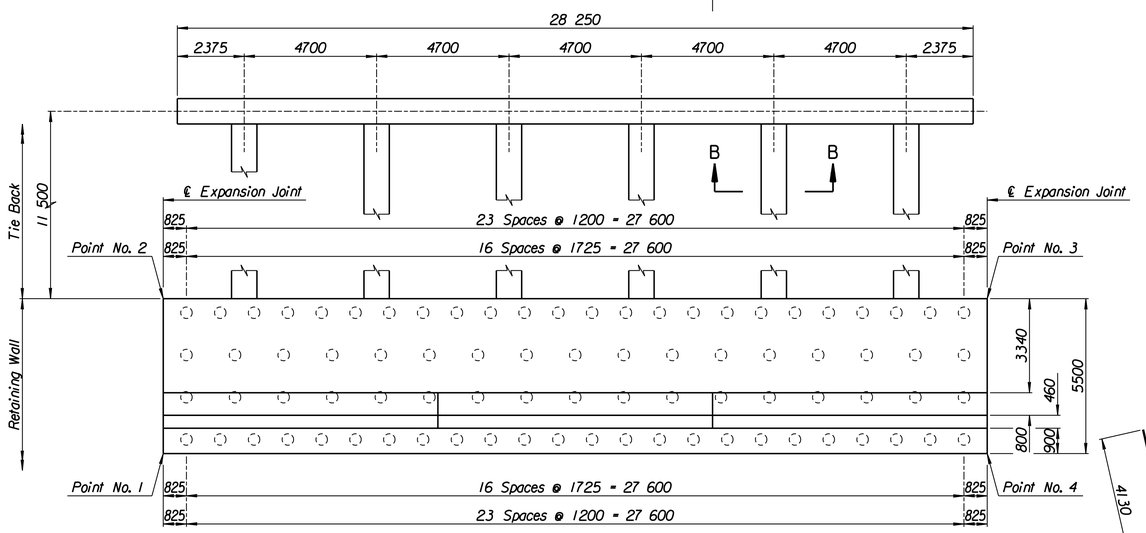

PLAN

TIE BACK REINFORCING STEEL							
Straight Bars				Bent Bars			
Mark	Size	Number	Length	Mark	Size	Number	Length
B3-16	#25	36	15 040	B3-13	#13	222	2740
				B3-14	#29	72	12 000
				B3-15	#13	94	5700

TIE BACK QUANTITIES		
Item	Quantity	Unit
Concrete (Grade 30)(AE)	90.4	m^3
Reinforcing Steel (Grade 420)	7660	kg

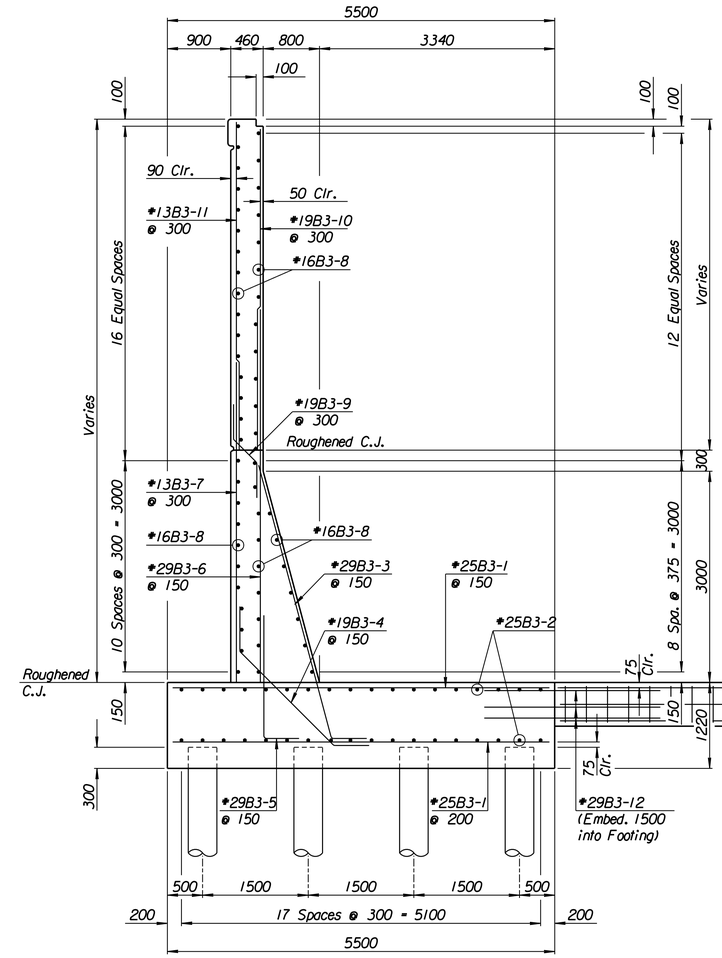

SECTION A-A

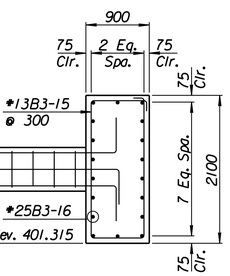

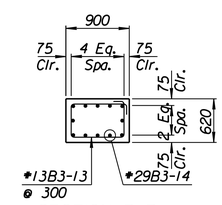

SECTION B-B

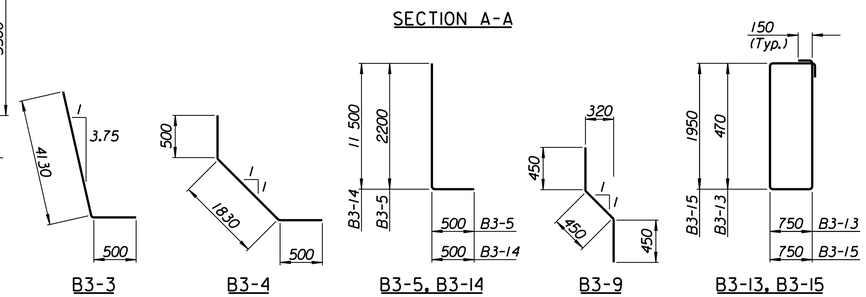

BENDING DIAGRAMS
All dimensions are out to out of bars.

RECORD DRAWING

LAYOUT INFORMATION				
Point No.	North Coordinate	East Coordinate	Station	Offset
1	511383.461	491698.122	15+694.962	19.395 Rt.
2	511388.840	491696.976	15+694.962	13.895 Rt.
3	511395.039	491725.523	15+724.066	13.895 Rt.
4	511389.669	491726.712	15+724.066	19.395 Rt.

REINFORCING STEEL							
Straight Bars				Bent Bars			
Mark	Size	Number	Length	Mark	Size	Number	Length
B3-1	#25	342	5420	B3-3	#29	195	4630
B3-2	#25	72	15 540	B3-4	#19	195	2830
				B3-5	#29	195	2700
B3-6	#29	195	5530				
B3-7	#13	99	4290	B3-9	#19	99	1350
B3-8	#16	165	9650				
B3-10	#19	99	3980				
B3-11	#13	99	4080				
B3-12	#29	72	4000				

WALL QUANTITIES		
Item	Quantity	Unit
Pressure Grouted Pile (406 mm)	984.0	m
Concrete (Grade 30)(AE)	333.6	m^3
Reinforcing Steel (Grade 420)	31 664	kg
Class III Excavation	257.5	m^3

No.	Revisions	By	Date
1			

CITY OF WICHITA

MAIZE SOUTHEAST WALL

STA. 15+694.962 TO STA. 15+724.066

SEDGWICK COUNTY

Professional Engineering Consultants, P.A.
303 S. TOPEKA • WICHITA, KANSAS 67202
316-262-2691 • FAX 316-262-3003

Designed by	P.D.F.	Checked by	R.A.S.	
Drawn by	W.L.L.	Date	Apr. 2002	Job No. 97362

Drawn by: wll
Plotted by: drp 3-25-2002
I:/1997/97362/As-Builts/dgn's/Vol 2/Sh 293-Maize-SEwall-2.dgn Last Rev: 8-22-07 By: gdr