STATE	PROJECT NO.	YEAR	SHEET NO.	TOTAL SHEETS
KANSAS	54-87 K-6657-01	2002	391	1122

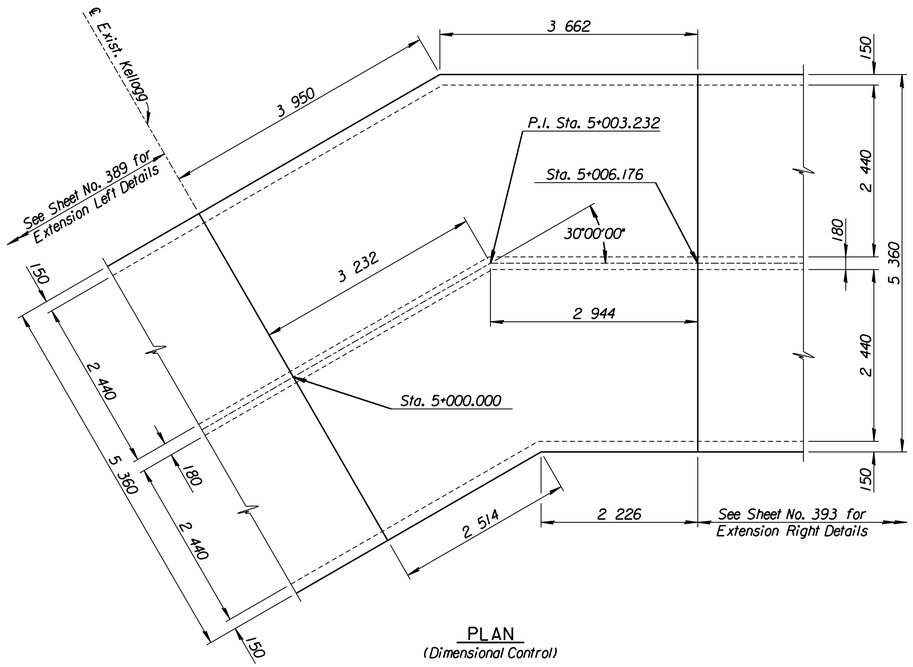

PLAN
(Dimensional Control)

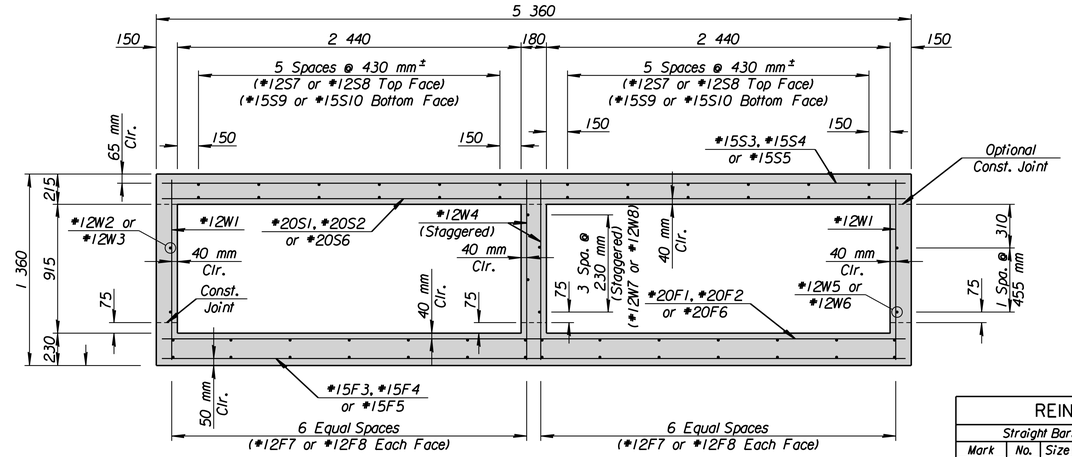

TYPICAL SECTION

REINFORCING STEEL							
Straight Bars				Bent Bars			
Mark	No.	Size	Length	Mark	No.	Size	Length
F1	28	#20	5 260	W9	8	#12	800
F2	5	#20	Varies				
F3	32	#15	5 260				
F4	7	#15	Varies				
F5	7	#15	Varies				
F6	5	#20	Varies				
F7	28	#12	3 600				
F8	28	#12	3 900				
S1	28	#20	5 260				
S2	5	#20	Varies				
S3	32	#15	5 260				
S4	7	#15	Varies				
S5	7	#15	Varies				
S6	5	#20	Varies				
S7	12	#12	3 600				
S8	12	#12	3 900				
S9	12	#15	3 600				
S10	12	#15	3 900				
W1	54	#12	1 250				
W2	2	#12	2 450				
W3	2	#12	2 190				
W4	27	#12	1 250				
W5	2	#12	3 960				
W6	2	#12	3 660				
W7	4	#12	3 200				
W8	4	#12	2 990				

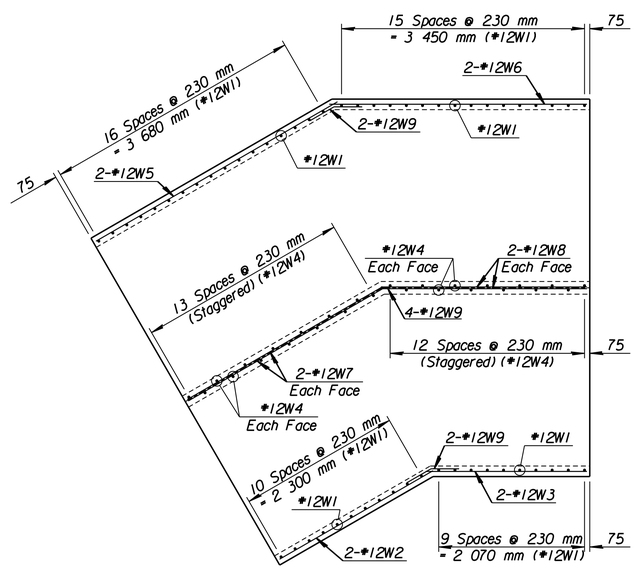

WALL REINFORCING

S2	Varies from 5 250 to 5 430 by 45 mm incr. Cut 1 Each Length
S4	Varies from 5 262 to 5 430 by 28 mm incr. Cut 1 Each Length
S5	Varies from 5 262 to 5 430 by 28 mm incr. Cut 1 Each Length
S6	Varies from 5 262 to 5 430 by 42 mm incr. Cut 1 Each Length
F2	Varies from 5 250 to 5 430 by 45 mm incr. Cut 1 Each Length
F4	Varies from 5 262 to 5 430 by 28 mm incr. Cut 1 Each Length
F5	Varies from 5 262 to 5 430 by 28 mm incr. Cut 1 Each Length
F6	Varies from 5 262 to 5 430 by 42 mm incr. Cut 1 Each Length

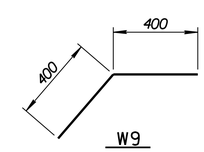

BENDING DIAGRAMS
Dimensions are out to out of bars

SUMMARY OF QUANTITIES		
Item	Quantity	Unit
AAA Concrete	17.4	m^3
Reinforcing Steel (Grade 420)	2 305	kg

Note:
See Sheet No. 389 for location of this R.C.B. Section.

See Sheet No. 389 for General Notes.

RECORD DRAWING

No.	Revisions	By	Date
1			

CITY OF WICHITA

SPECIAL 2 - 2.4 x 0.9 m R.C.B. SECTION AT P.I.

WEST KELLOGG (US-54)

SEDGWICK COUNTY

Professional Engineering Consultants, P.A.
303 S. TOPEKA • WICHITA, KANSAS 67202
316-262-2691 • FAX 316-262-3003

Designed by	RWA	Checked by	RAS
Drawn by	GDR	Date April, 2002	Job No. 97362

Plotted by: ras 2-1-2002
I:/1997/97362 As-Builts/dgn's/Vol_2/Sh_391-dbl24bend.dgn Last Rev.: 8-28-07 By: gdr