

STATE	PROJECT NO.	YEAR	SHEET NO.	TOTAL SHEETS
KANSAS	54-87 K-6657-01	2002	514	1122

GENERAL NOTES

ABUTMENT STRIP DRAIN: The Bridge Contractor shall excavate to the limits shown on the Bridge Excavation sheet, grade the bottom of the backfill area, place the strip drain, and place the perforated pipe, the outlet pipe, the CMP, and the backfill. Guide post and coarse aggregate are subsidiary to this bid item. Guide post and coarse aggregate are not required if the CMP empties onto riprap.

BRIDGE BACKWALL PROTECTION SYSTEM: Apply a Bridge Backwall Protective System to the approach side of the abutments and the wings in accordance with KDOT Specifications and the manufacturer's recommendations. Cover the abutments and wings to the limits shown on the details. Prior to backfilling, repair any damage done to the system at no charge to the state.

Place perforated pipe next to the strip drain. Use non-perforated pipe outside the limits of the strip drain. Enclose the perforated pipe with the extension of the filter fabric.

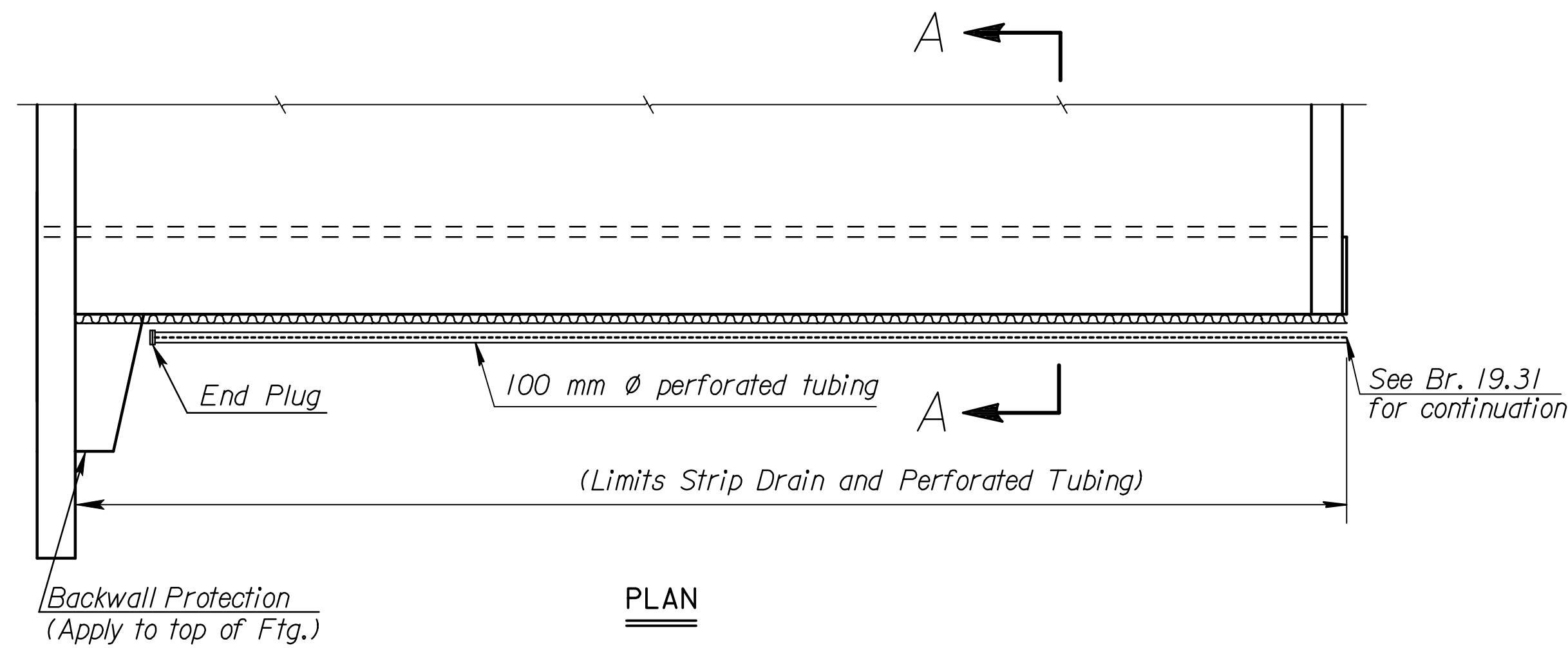
Compact the abutment backfill. See the KDOT Specifications.

Perforated pipe and non-perforated outlet pipe shall be corrugated polyethylene tubing conforming to the KDOT Specifications.

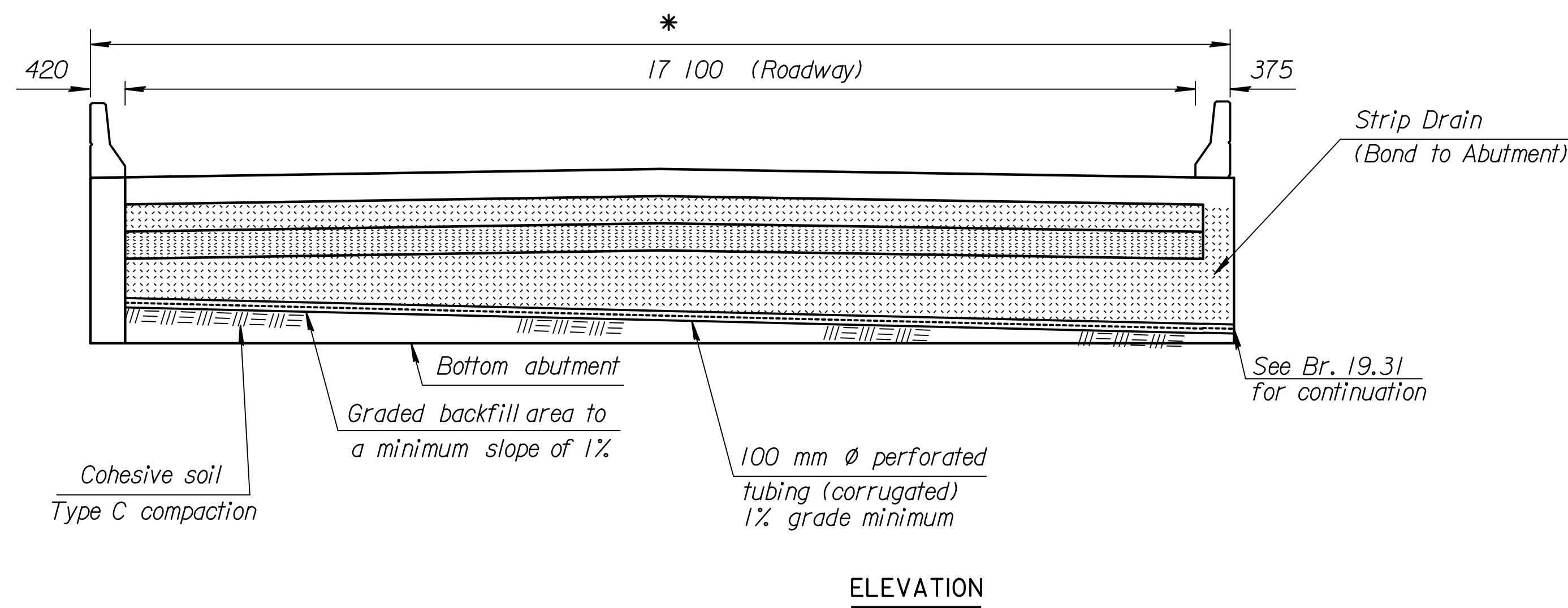
Fit the CMP end section with 6 mm galvanized mesh screen to prevent the entrance of rodents. Seal the joint between the outlet pipe and the end section with a joint sealer. Place coarse aggregate at the outlet end as shown.

Grade the bottom surface of the excavated area to drain. Backfill this area with a cohesive type soil. The soil should be a silty clay or clay under the Kansas Classification System with a minimum plasticity index of 20. Compact the material to Type C standards.

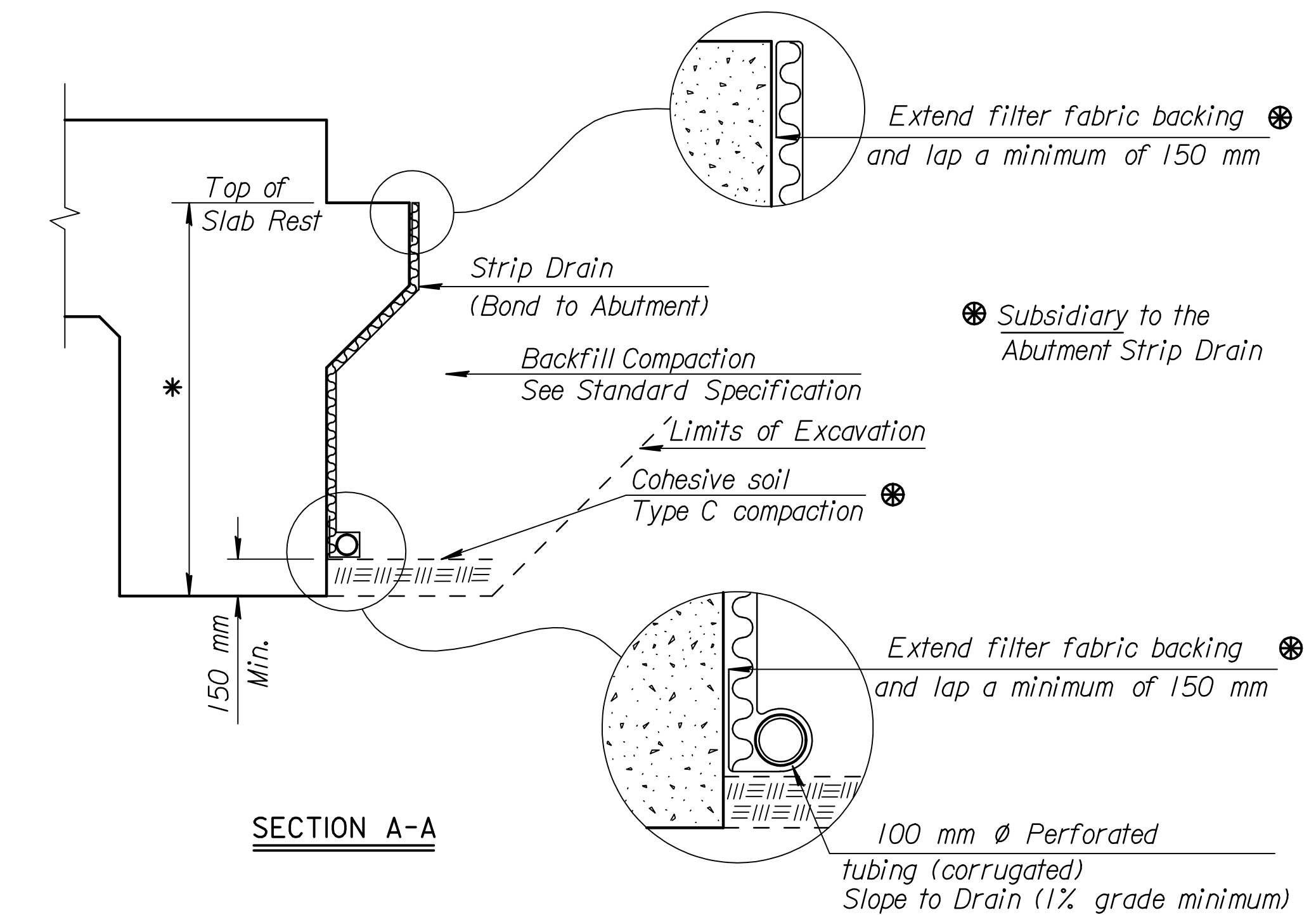
Place the outlet pipe on the downstream side of structures over streams and as shown or noted on other crossings (See the "Construction Layout" sheet).



PLAN



ELEVATION



SECTION A-A

* Limits of Bridge Backwall Protection System (by Bridge Contractor)

Plotted By : gdr
 Plot File : /usr2/stand/si/br104asi.dgn
 Plot Date : Sept. 07
 Plot File : /usr2/stand/si/br104asi.dgn
 Plot Date : Sept. 07

SUMMARY OF QUANTITIES (2-Abutments)	
Abutment Strip Drain	108 m ²
Bridge Backwall Protection System	127 m ²
Items Subsidiary to Strip Drain	
100 mm Ø Perforated Pipe	35.2 m
100 mm Ø Outlet Pipe	— m
150 mm Ø CMP	— m
Guide Post	—
Geotextile	263 m ²

RECORD DRAWING

3				
2				
1	7-15-98	Current release		
NO.	DATE	REVISIONS	BY	APP'D
KANSAS DEPARTMENT OF TRANSPORTATION Br. No. 54-87-19.30(493)E.B. Sta. 16+011.650 ABUTMENT STRIP DRAIN Sedgwick Co.				
SHEET NO.	OF	DATE	APP'D	
DESIGNED		DETAILED	QUANTITIES	CADD
DESIGN CK.		DETAIL CK.	QUAN. CK.	CADD CK.