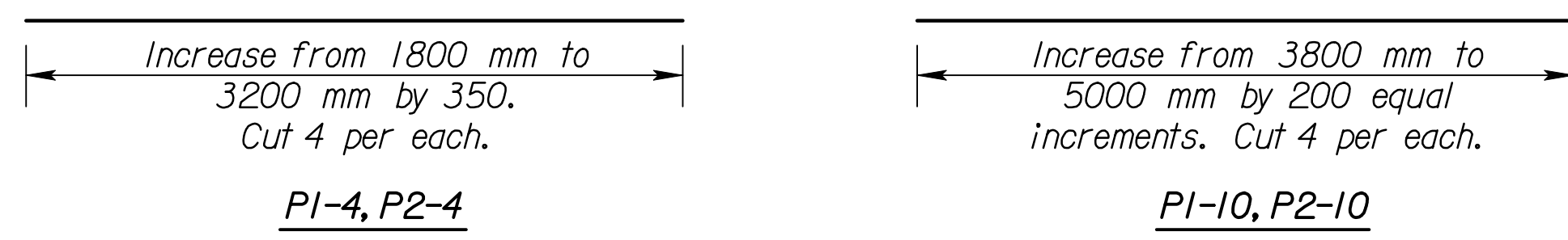
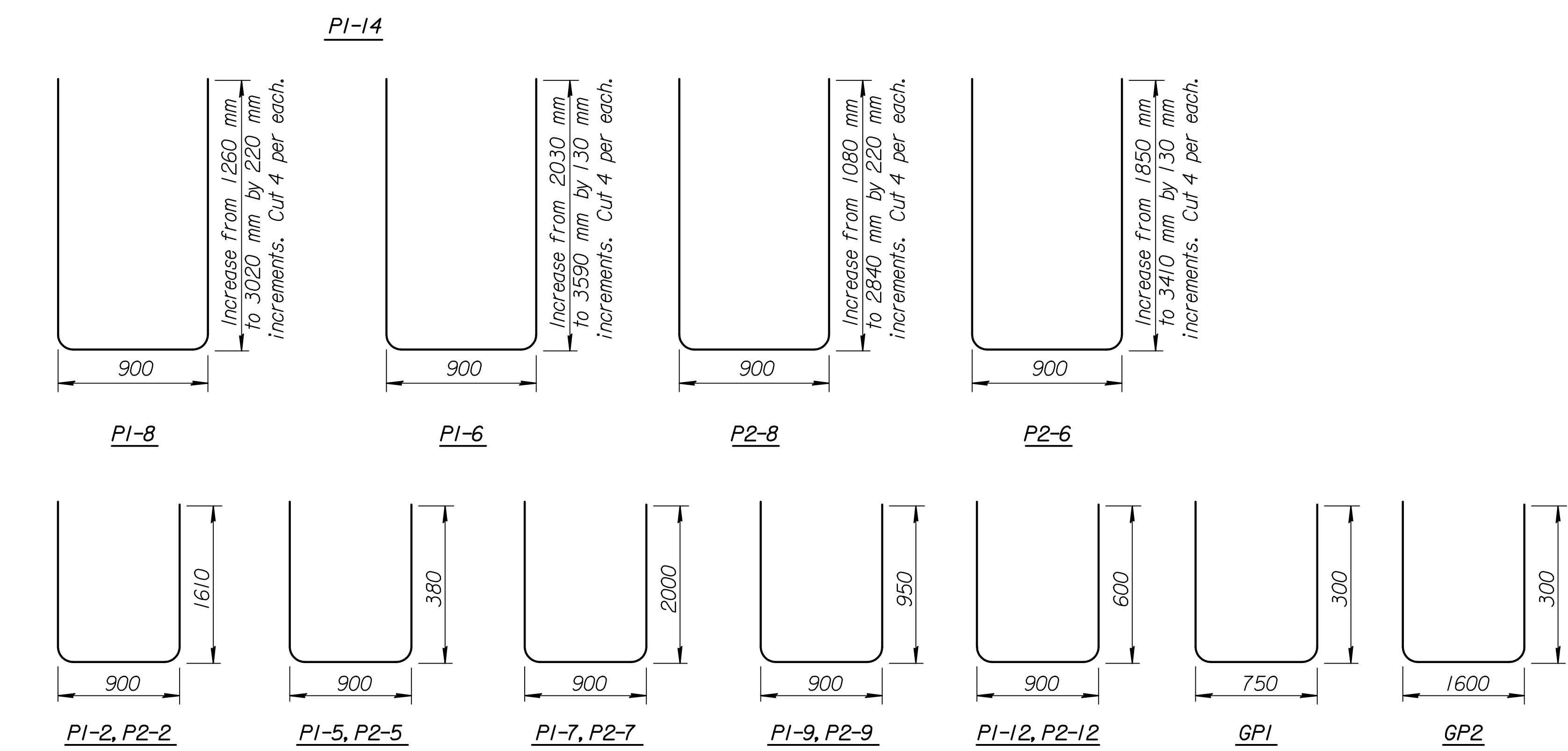
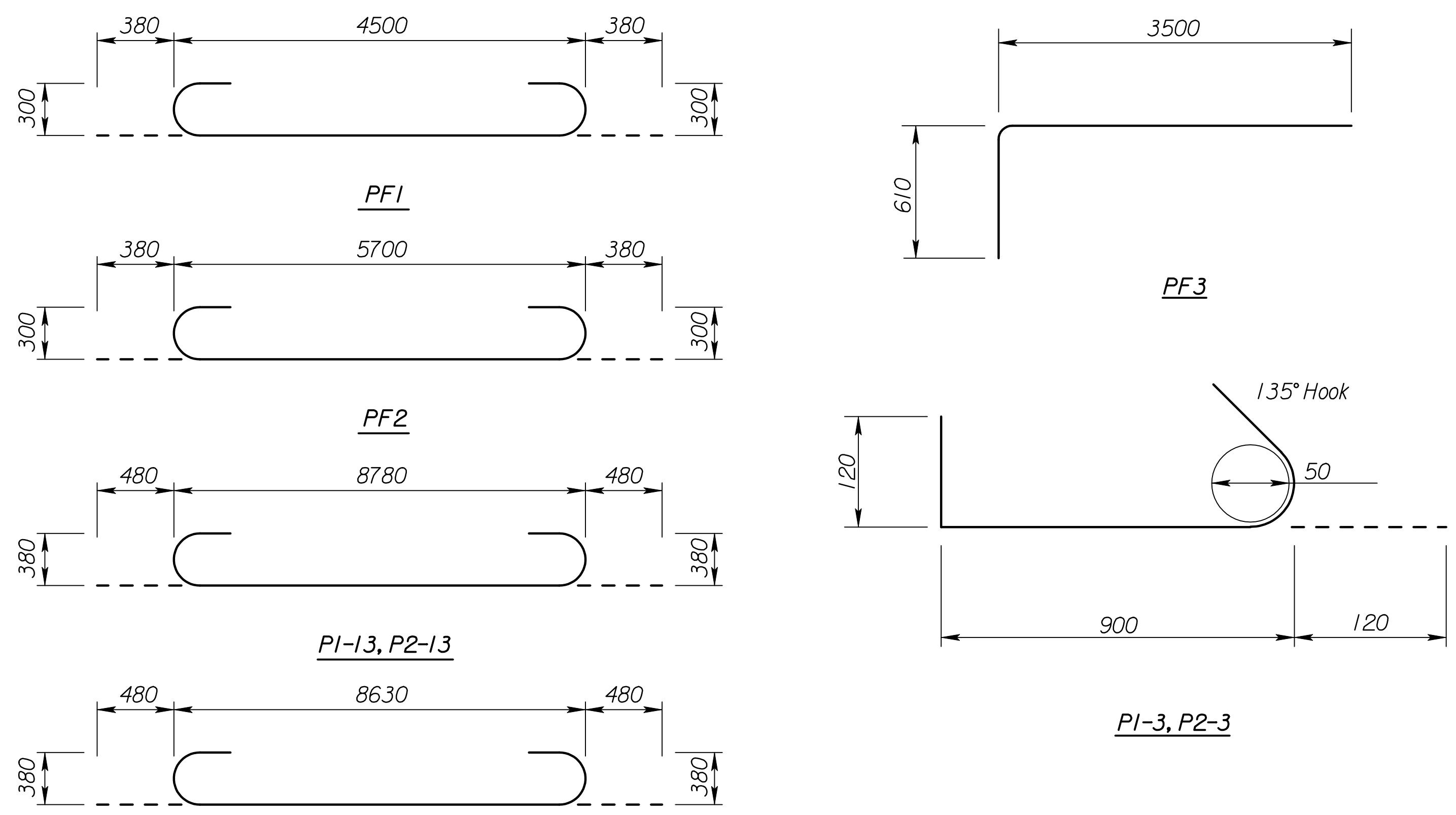


STATE	PROJECT NO.	YEAR	SHEET NO.	TOTAL SHEETS
KANSAS	54-87 K-6657-01	2002	604	1122

Plotted By : gdr
 Plot File : I:\1997\97362\As-Builts\dgn\Vol_3\Sh 604-K00T STD-pierreinWB.dgn Last Rev: 9-7-07 By: gdr
 Plot Date : Sept. 07

BILL OF REINFORCING STEEL Grade 420							
Straight Bars				Bent Bars			
Mark	Size	Number	Length	Mark	Size	Number	Length
PI-1	36	34	6420	PF1	29	56	5260
				PF2	29	44	6460
PI-4	16	20	Varies	PF3	36	68	4110
PI-10	16	28	Varies	PI-2	16	12	4120
PI-11	19	4	8780	PI-3	13	96	1140
P2-1	36	34	6240	PI-5	16	28	1660
				PI-6	16	52	Varies
P2-4	16	20	Varies	PI-7	16	52	4900
				PI-8	16	36	Varies
P2-10	16	28	Varies	PI-9	16	36	2800
P2-11	19	4	8780				
				PI-12	16	9	2100
				PI-13	36	9	9740
				PI-14	36	5	9590
				P2-2	16	12	4120
				P2-3	13	96	1140
				P2-5	16	28	1660
				P2-6	16	52	Varies
				P2-7	16	52	4900
				P2-8	16	36	Varies
				P2-9	16	36	2800
				P2-12	16	9	2100
				P2-13	36	14	9740
				GPI	13	36	1350
				GP2	13	20	2200
PI-1	36	34	6420	PF1	29	56	5260
				PF2	29	44	6460
PI-4	16	20	Varies	PF3	36	68	4110
PI-10	16	28	Varies	PI-2	16	12	4120
PI-11	19	4	8780	PI-3	13	96	1140
P2-1	36	34	6240	PI-5	16	28	1660
				PI-6	16	52	Varies
P2-4	16	20	Varies	PI-7	16	52	4900
				PI-8	16	36	Varies
P2-10	16	28	Varies	PI-9	16	36	2800
P2-11	19	4	8780				
				PI-12	16	9	2100
				PI-13	36	9	9740
				PI-14	36	5	9590
				P2-2	16	12	4120
				P2-3	13	96	1140
				P2-5	16	28	1660
				P2-6	16	52	Varies
				P2-7	16	52	4900
				P2-8	16	36	Varies
				P2-9	16	36	2800
				P2-12	16	9	2100
				P2-13	36	14	9740
				GPI	13	36	1350
				GP2	13	20	2200



BENDING DIAGRAMS
 (All Dimensions are out to out of bars.)

RECORD DRAWING

2				
1				
NO.	DATE	REVISIONS	BY	APP'D
CITY OF WICHITA Br. No. 54-87-20.13(496) W.B. Sta. 17+332.607 BILL OF REINFORCING STEEL AND BENDING DIAGRAMS Sedgwick County				
SHEET NO.	OF	SCALE	APP'D	
DESIGNED	DRT	DETAILED	DRT	QUANTITIES
DESIGN CK.	SMS	DETAIL CK.	QUAN. CK.	CADD CK.