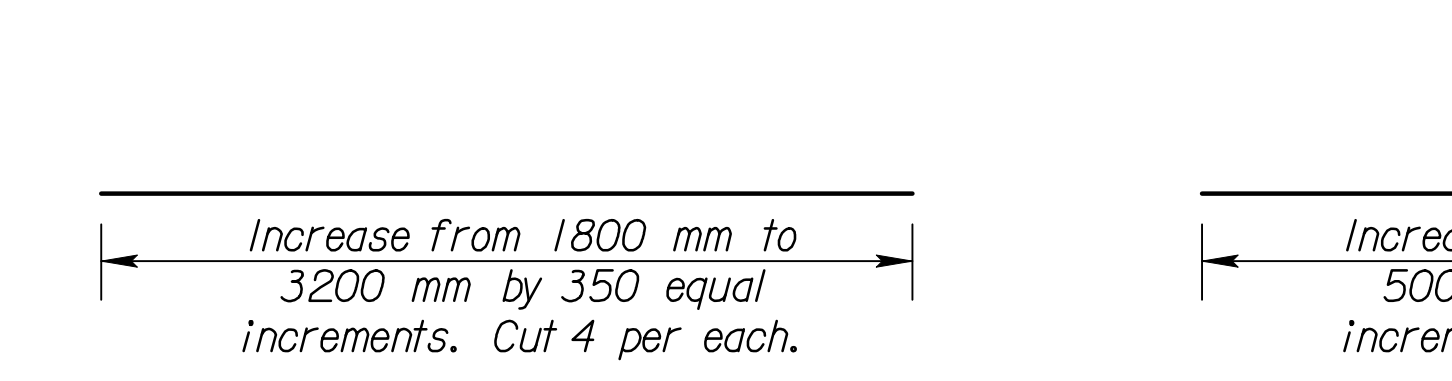
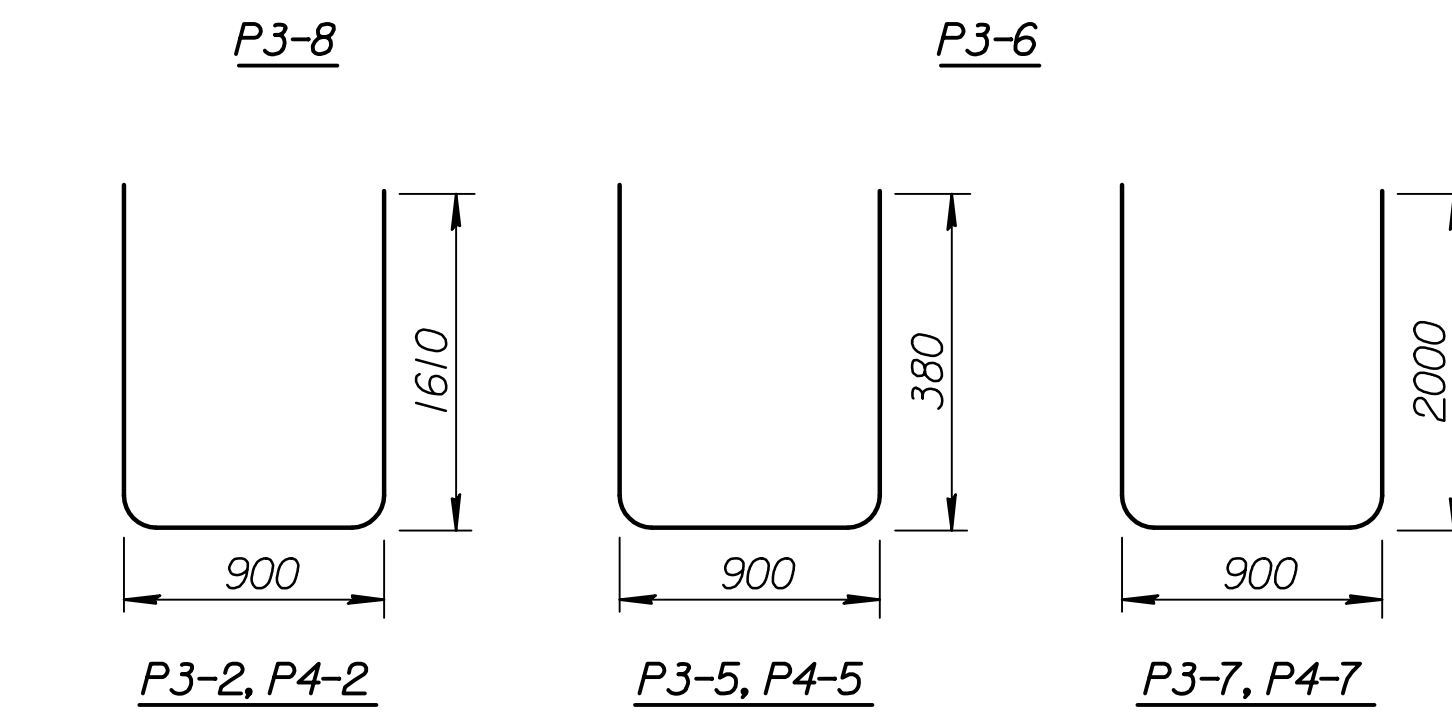
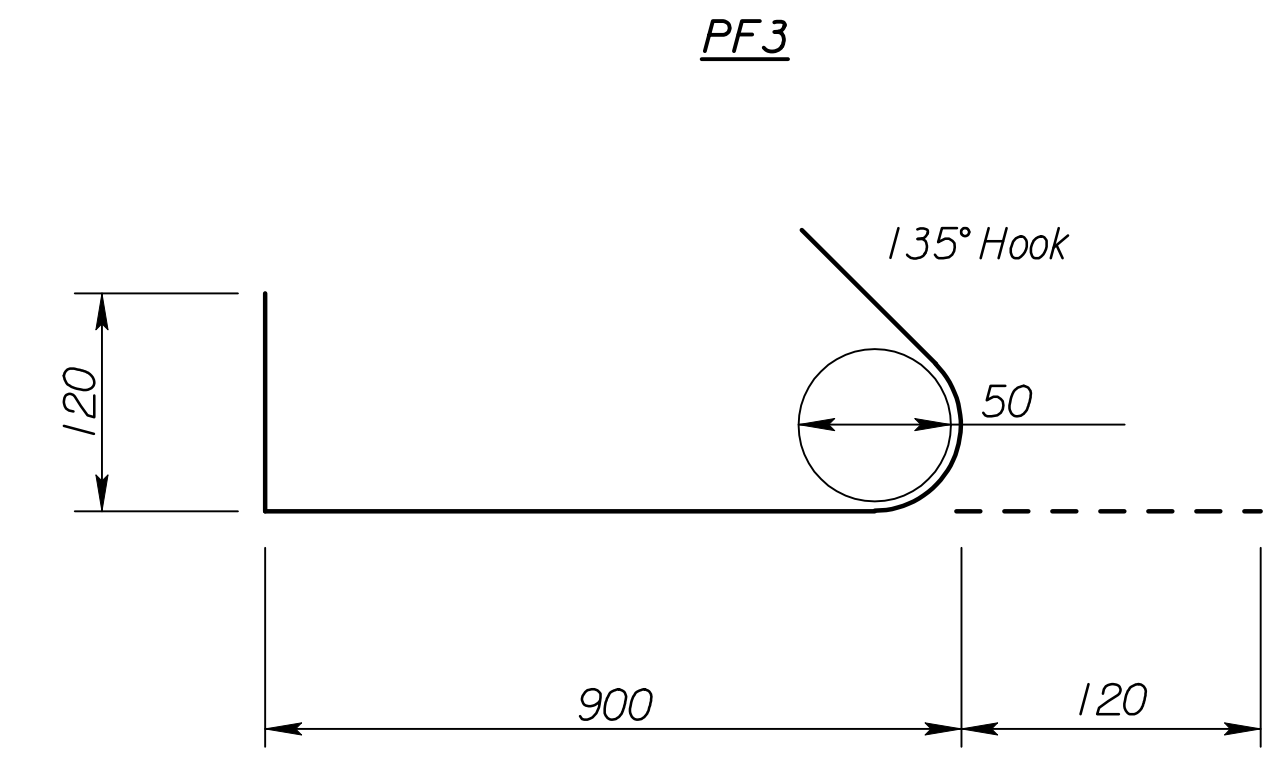
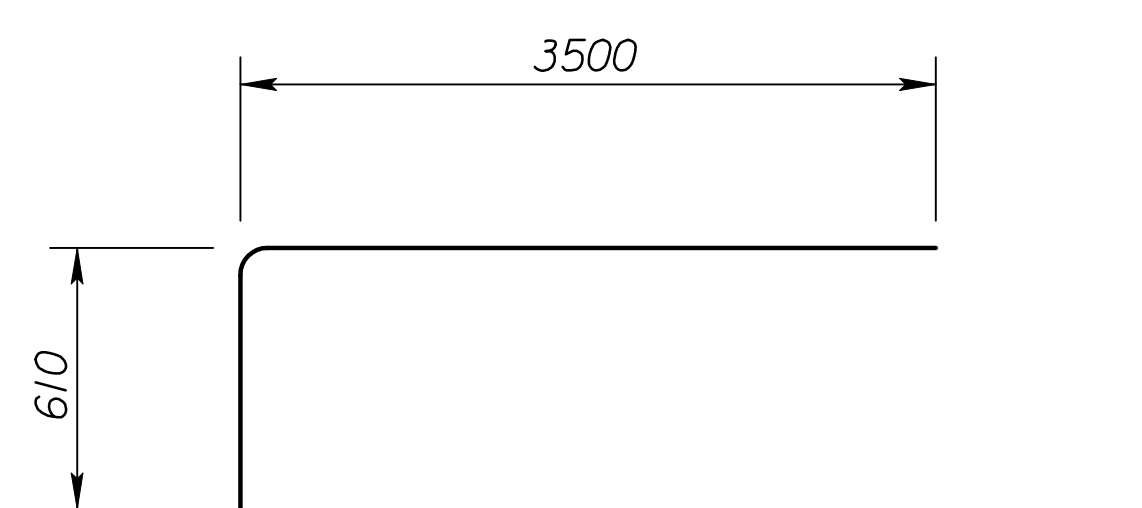
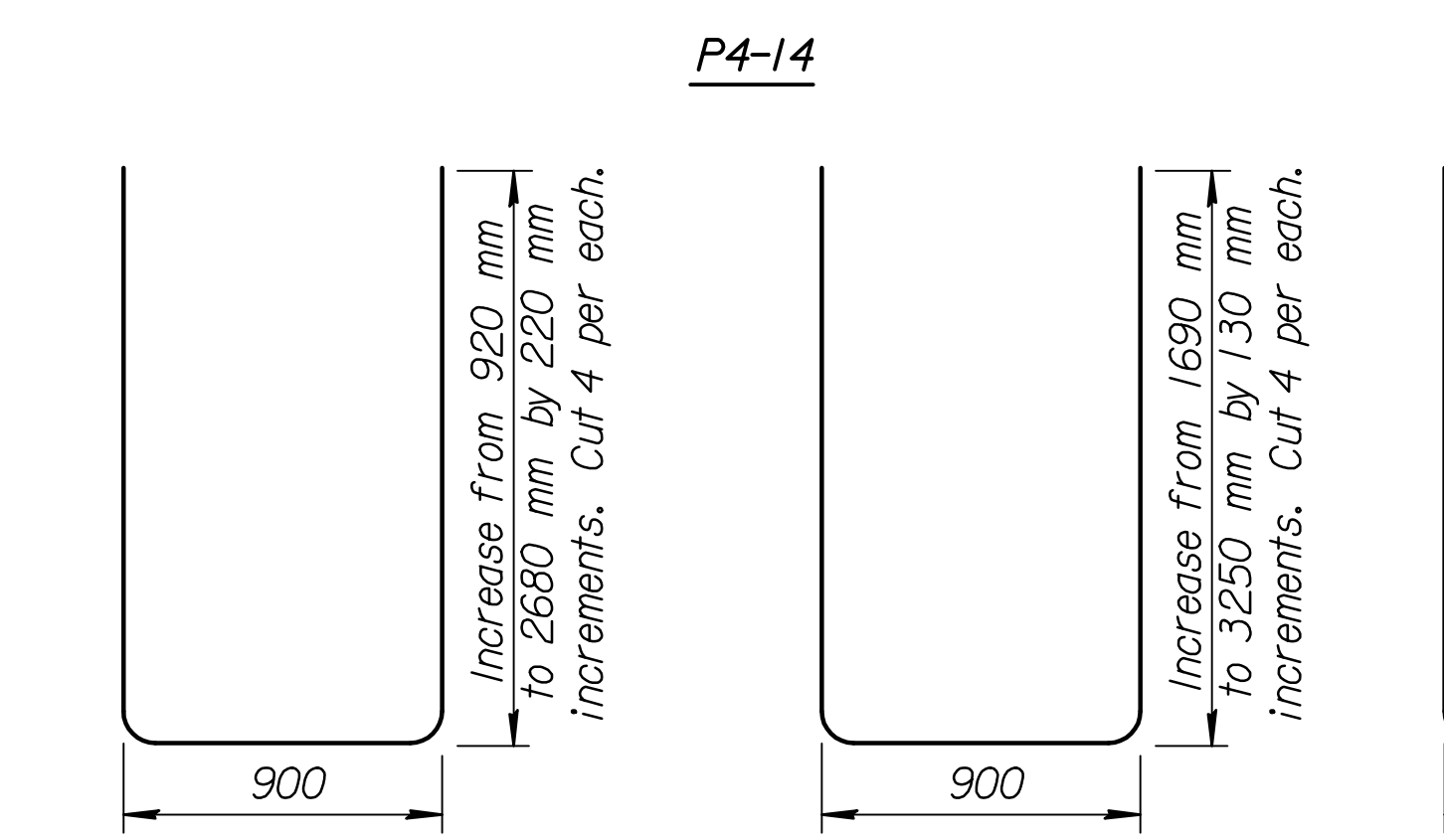
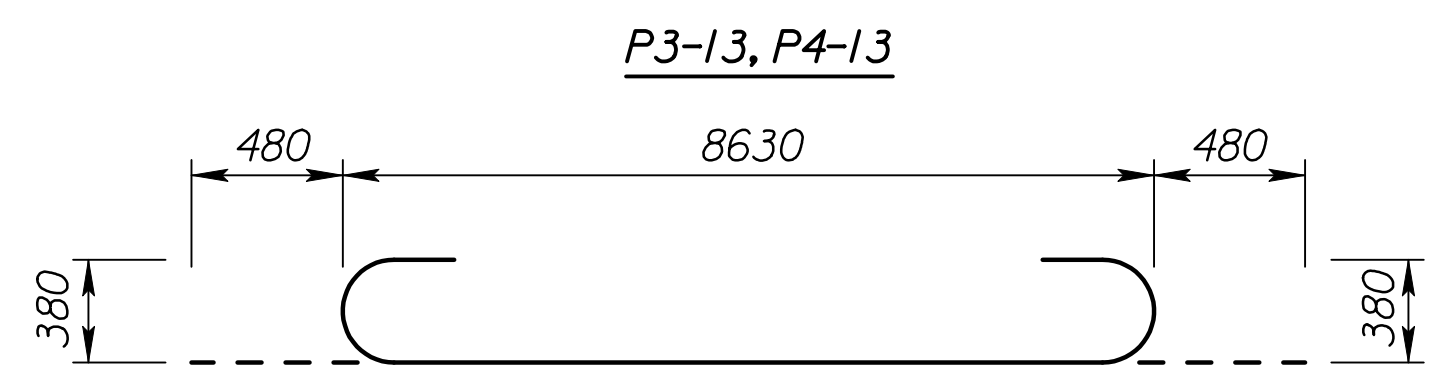
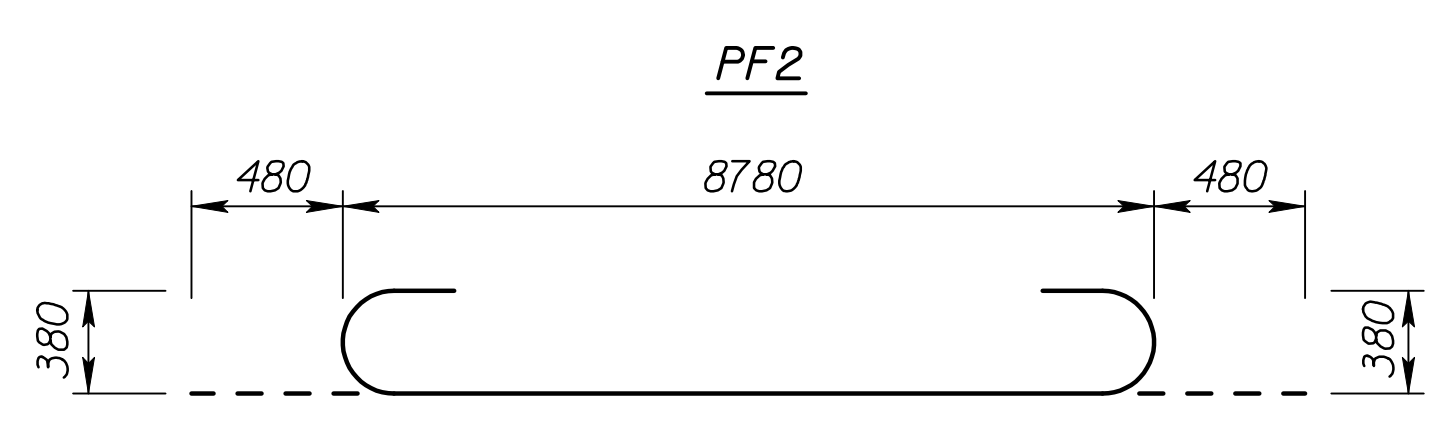
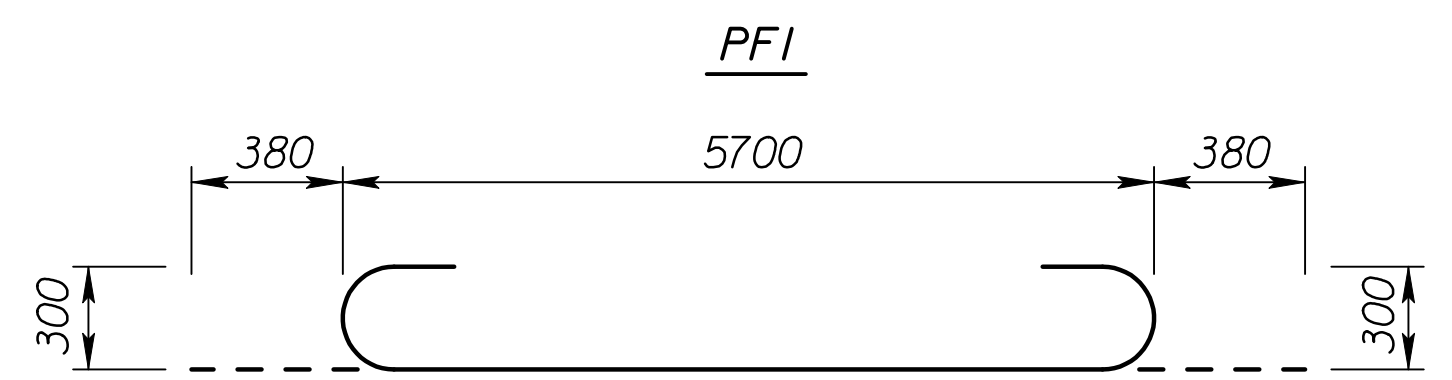
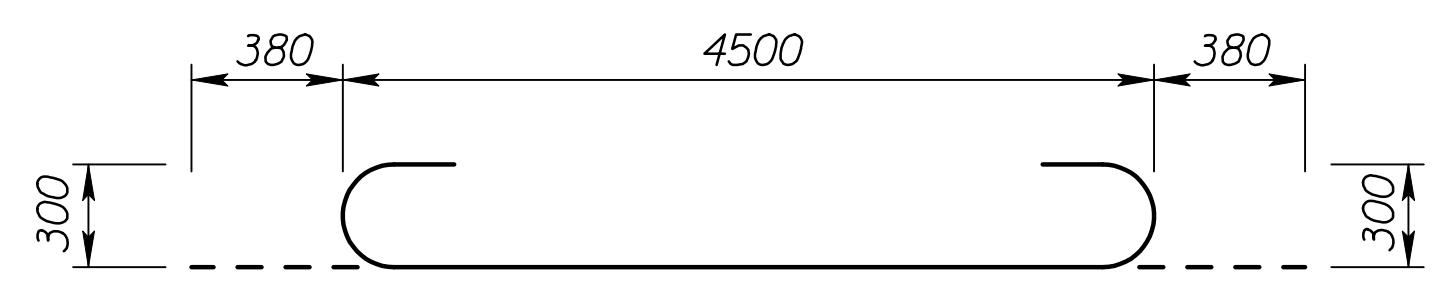


STATE	PROJECT NO.	YEAR	SHEET NO.	TOTAL SHEETS
KANSAS	54-87 K-6657-01	2002	606	1122

Plotted By : gdr
 Plot File : I:\1997\97362\As-Builts\dgn\Vol_3\Sh 606-K00T STD-pierreinFB.dgn Last Rev: 9-7-07 By: gdr
 Plot Date : Sept. 07

BILL OF REINFORCING STEEL Grade 420							
Straight Bars				Bent Bars			
Mark	Size	Number	Length	Mark	Size	Number	Length
P3-1	36	34	6080	PF1	29	56	5260
				PF2	29	44	6460
P3-4	16	20	Varies	PF3	36	68	4110
P3-10	16	28	Varies	P3-2	16	12	4120
P3-11	19	4	8780	P3-3	13	96	1140
P4-1	36	34	5900	P3-5	16	28	1660
				P3-6	16	52	Varies
P4-4	16	20	Varies	P3-7	16	52	4900
				P3-8	16	36	Varies
P4-10	16	28	Varies	P3-9	16	36	2800
P4-11	19	4	8780				
				P3-12	16	9	2100
				P3-13	36	14	9740
				P4-2	16	12	4120
				P4-3	13	96	1140
				P4-5	16	28	1660
				P4-6	16	52	Varies
				P4-7	16	52	4900
				P4-8	16	36	Varies
				P4-9	16	36	2800
				P4-12	16	9	2100
				P4-13	36	9	9740
				P4-14	36	5	9590
				GP1	13	36	1350
				GP2	13	20	2200
				P3-1	36	34	6080
				PF1	29	56	5260
				PF2	29	44	6460
				PF3	36	68	4110
				P3-10	16	28	Varies
				P3-11	19	4	8780
				P3-2	16	12	4120
				P3-3	13	96	1140
				P3-5	16	28	1660
				P3-6	16	52	Varies
				P3-7	16	52	4900
				P3-8	16	36	Varies
				P3-9	16	36	2800
				P3-12	16	9	2100
				P3-13	36	14	9740
				P4-2	16	12	4120
				P4-3	13	96	1140
				P4-5	16	28	1660
				P4-6	16	52	Varies
				P4-7	16	52	4900
				P4-8	16	36	Varies
				P4-9	16	36	2800
				P4-12	16	9	2100
				P4-13	36	9	9740
				P4-14	36	5	9590
				GP1	13	36	1350
				GP2	13	20	2200



BENDING DIAGRAMS
 (All Dimensions are out to out of bars.)

RECORD DRAWING

2					
1					
NO.	DATE	REVISIONS	BY	APP'D	
CITY OF WICHITA Br. No. 54-87-20.12(497) E.B. Sta. 17+332.607 BILL OF REINFORCING STEEL AND BENDING DIAGRAMS Sedgwick County					
SHEET NO.	OF	SCALE	APP'D		
DESIGNED	DRT	DETAILED	DRT	QUANTITIES	CADD
DESIGN CK.	SMS	DETAIL CK.	QUAN. CK.	CADD CK.	GFK