FHWA REGION NO.	STATE	PROJECT NO.	YEAR	SHEET NO.	TOTAL SHEETS
7	KANSAS	54-87 K-6657-01	2002	658R	1122

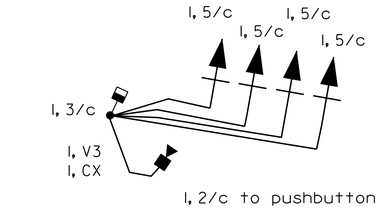

Pole 1

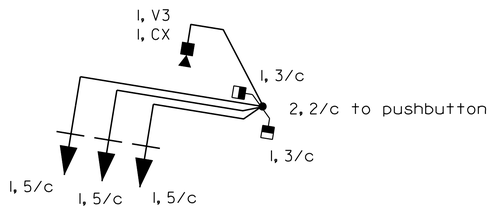

Pole 2 & 4

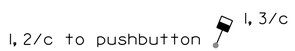

Pole 9 & 5

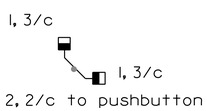

Pole 3 & 7

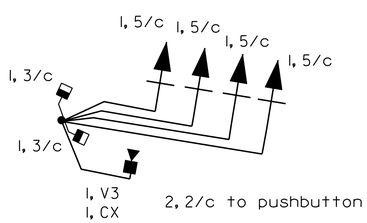

Pole 8

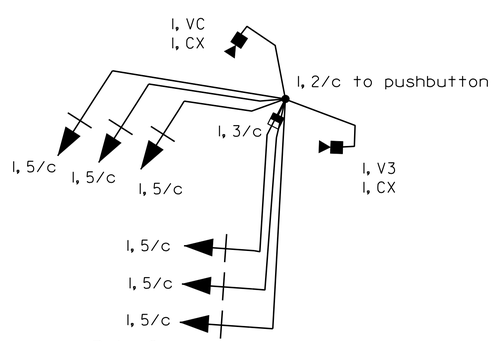

Pole 6

ADDENDUM NO. 2:
The following changes and additions shall be made to the plans and proposal. When this addendum conflicts with the specifications, plans, or special provisions or Addendum No. 1, THIS ADDENDUM SHALL GOVERN.

Sheet 658R
1. Add a single 50 mm PVC conduit from the Service Box at Sta. 15+598, 13 m Lt. to the Service Box at Sta. 15+644, 11 m Lt.

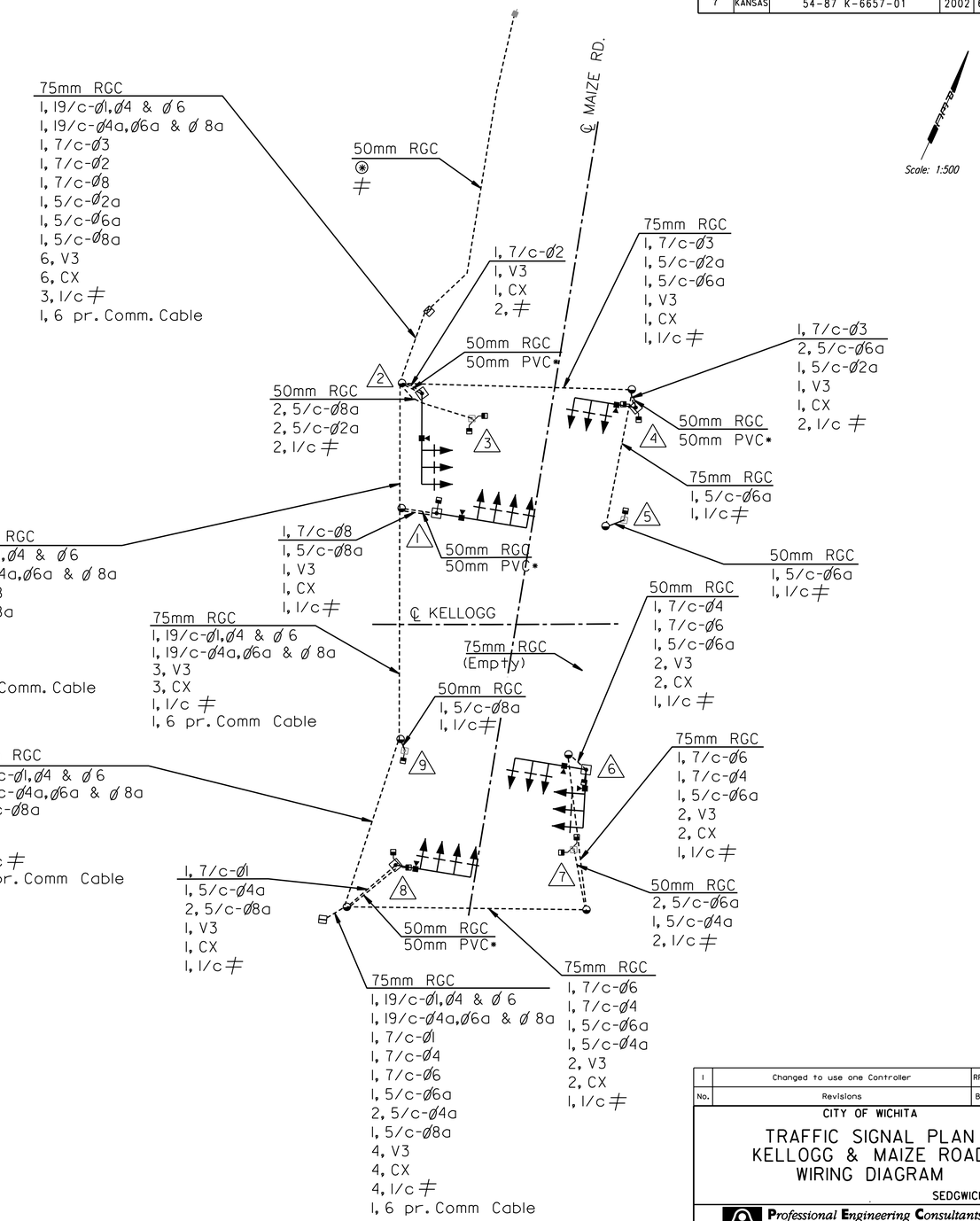

LEGEND

*	See Lighting Plan
≠	Ground Wire No. 8 AWG, 1/c
(*)	Power Supply 2 No. 6 AWG, 1/c
V3	Video Power Cable No. 16 AWG, 3/c
CX	75 ohm Coax Video Cable
	6 pr. Comm. Cable - PVC Jacketed No. 19 AWG Twisted Pair

RECORD DRAWING

No.	Revisions	By	Date
1	Changed to use one Controller	RPG	5/24/05

CITY OF WICHITA

TRAFFIC SIGNAL PLAN
KELLOGG & MAIZE ROAD
WIRING DIAGRAM

SEDGWICK COUNTY

Professional Engineering Consultants, P.A.
303 S. TOPEKA • WICHITA, KANSAS 67202
316-262-2691 • FAX 316-262-3003

Designed by	RPG	Checked by	BER
Drawn by	JSB	Date April 2002	Job No. 97362

658R

DATE	BY	
	REFERENCES NOTED	
	REFERENCES CHECKED	

DSNR: RPG OPER: SDM SCALE:
i:/1997/97362/As-Builts/dgn's/Vol_3/Sh 658R-maizewiring-revision.dgn Last Rev: 9-19-07 By: gdr