FEDERAL REGION NO.	STATE	PROJECT NO.	YEAR	SHEET NO.	TOTAL SHEETS
7	KANSAS	(BC)96-87-K044-1(28)	1978	112	143

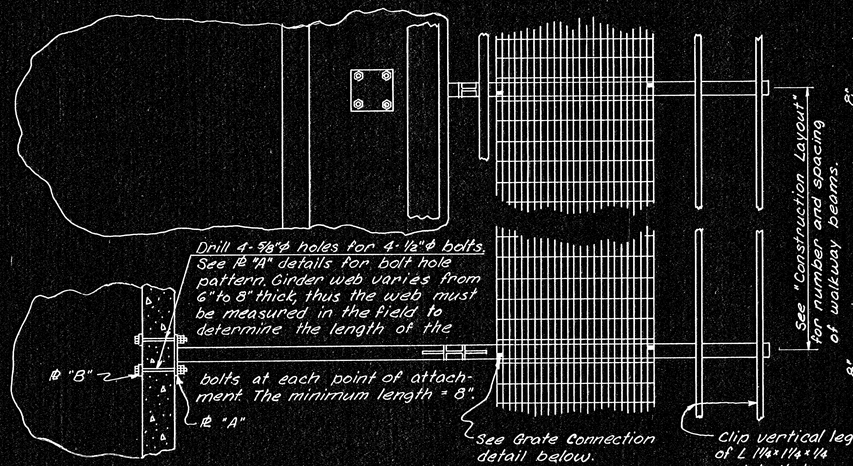

PLAN

Note: The Contractor shall make sure that ℞ "B" bears against a smooth concrete surface. This entails removing any falsework that may be against the girder face. Also any concrete in the web that becomes fractured during the drilling operation, leaving a rough interior surface, shall be repaired by grouting the web back to a smooth surface.

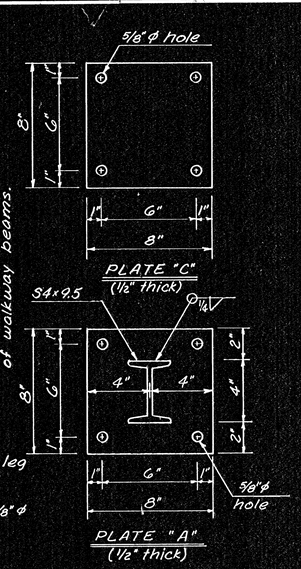

GENERAL NOTES:

LOADING: A.A.S.H.T.O. Specifications for Structural Supports for Highway Signs, Luminaires and Traffic Signals, 1975 Edition.

EXISTING STRUCTURE: All dimensions for the existing structure were taken from the original plans. The Contractor shall check the dimensions in the field before ordering material.

STEEL GRATE: Grate shall conform to A.S.T.M. A36 and shall be pressure locked or welded design. It shall have 1¼"×⅛" bearing bars at 1¼" centers and ½"×⅛" cross bars at 4" centers.

STRUCTURAL STEEL: All shapes and plates shall conform to A.S.T.M. A36.

BOLTS: All fasteners shall conform to Kansas Highway Commission Standard Specifications and shall be coated.

GALVANIZING: All material shall be hot-dipped galvanized according to A.S.T.M. A123 after fabrication. Any damage to the coating shall be repaired after erection.

WELDING: All welding shall conform to Kansas Highway Commission Standard Specifications and the latest edition of A.W.S. Specifications.

PAYMENT: All material and labor necessary to complete each installation as shown on the "Construction Layout" sheets shall be included in the lump sum bid item "Bridge Mounted Sign Attachment #1".

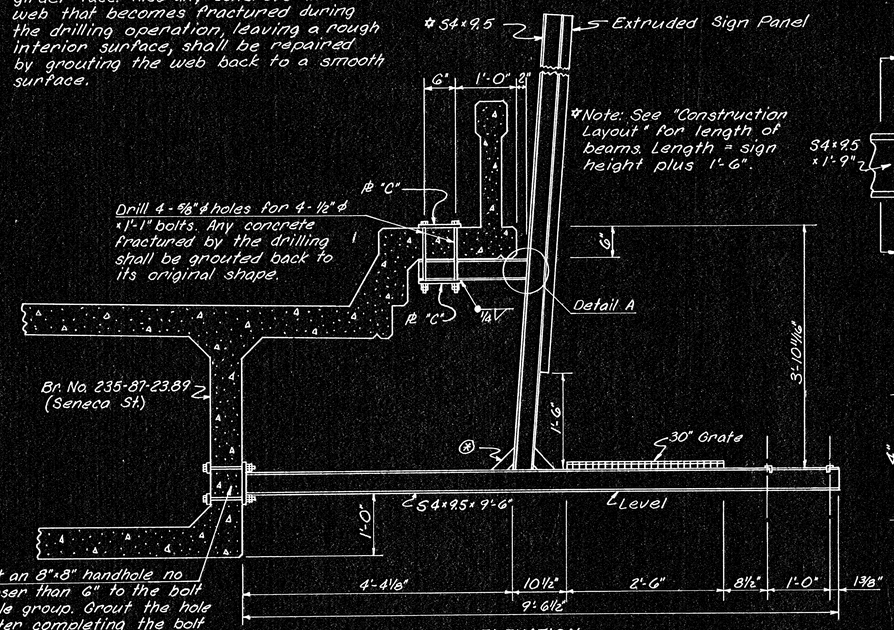

ELEVATION

⊛ See "Connection Details".

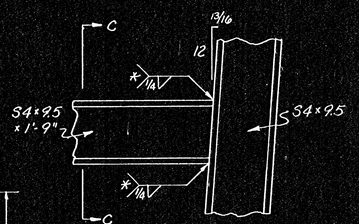

DETAIL "A"

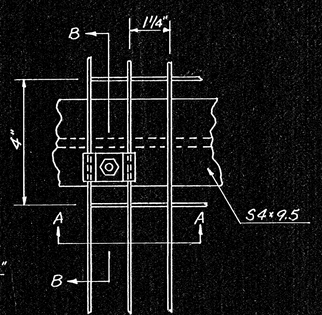

Plan

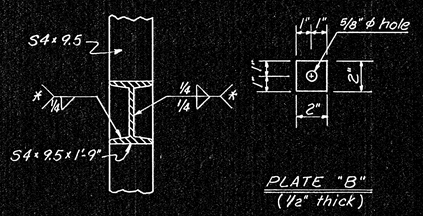

SECTION C-C

* Note: These welds may be field welds at the Contractor's option.

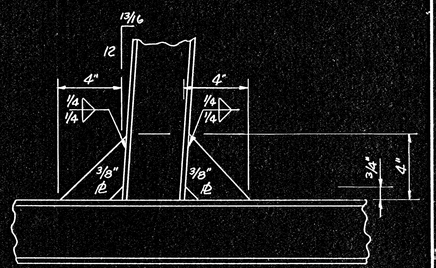

Elevation

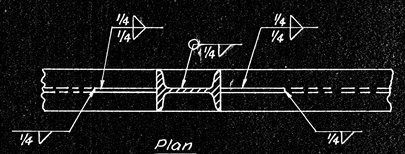

Plan

CONNECTION DETAILS

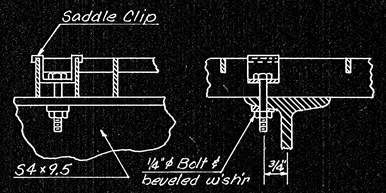

Section A-A

Section B-B

GRATE CONNECTION DETAILS

NO.	DATE	REVISIONS	BY	APP'D
3				
2				
1				

KANSAS DEPARTMENT OF TRANSPORTATION
STRUCTURAL SIGN SUPPORT
BRIDGE MOUNTED TYPE
SIGN MOUNTED & WALKWAY DETAILS
FOR BRIDGE NO. 235-87-23.89

PROJ. NO. (BC)96-87-K044-1(28) SEDGWICK CO.

SHEET NO. 112 OF 143	SCALE	APP'D	
DESIGNED LES	DETAILED LES	QUANTITIES	TRACED
DESIGN CK. DRE	DETAIL CK. DRE	QUAN. CK.	TRACE CK.