FEDERAL HIGHWAY REGION NO.	STATE	PROJECT NO.	YEAR	SHEET NO.	TOTAL SHEETS
7	KANSAS	(BC)96-87-K044-1(28)	1978	119	143

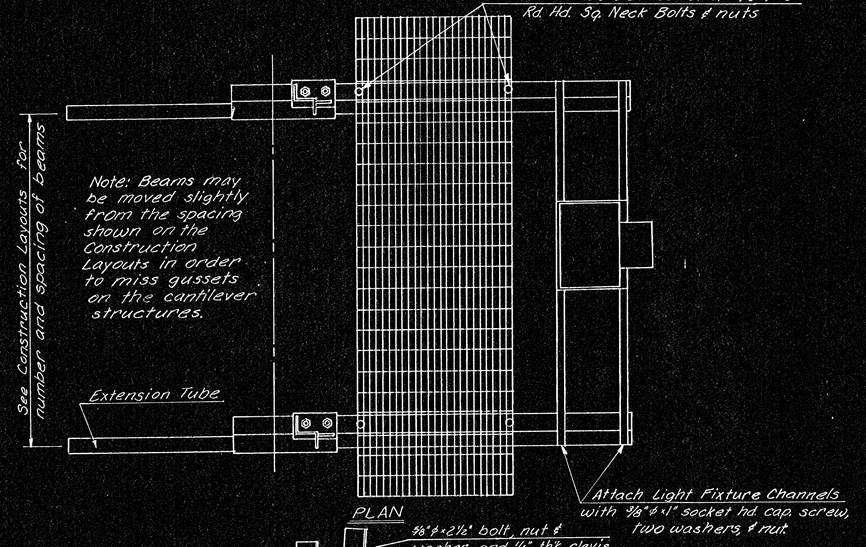

PLAN

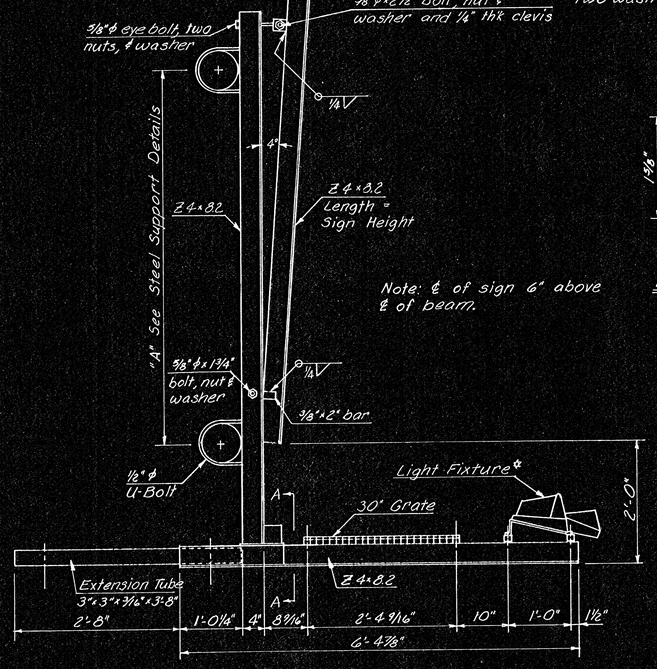

ELEVATION

*Not part of this contract

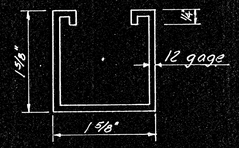

LIGHT FIXTURE CHANNEL

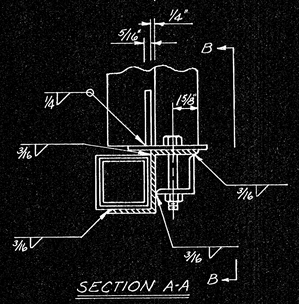

SECTION A-A

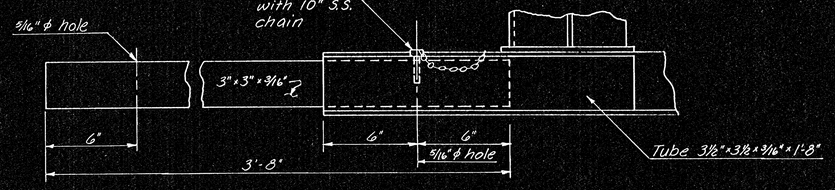

EXTENSION TUBE DETAILS

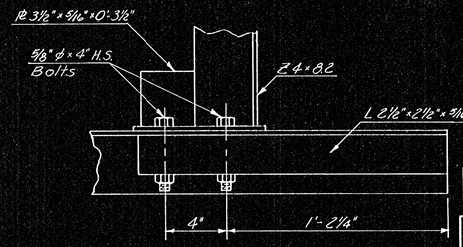

SECTION B-B

GENERAL NOTES

STEEL GRATE: Grate shall conform to A.S.T.M.-A569 and shall be pressure locked or welded design. It shall have 1½"×3/16" bearing bars @ 1 3/16" ctrs. and ½"×3/16" cross bars @ 4" ctrs.

STRUCTURAL STEEL: All shapes and plates shall conform to A.S.T.M.-A36.

STEEL TUBE: Tubes shall conform to A.S.T.M.-A500.

BOLTS: All High Strength bolts and nuts shall conform to A.S.T.M.-A325. All miscellaneous fasteners shall conform to Kansas Highway Comm. Standard Specifications. All bolts shall be hot-dipped galvanized to meet the requirements of A.S.T.M.-A153, Class C.

GALVANIZING: All structural shapes, plates, and tubes shall be hot-dipped galvanized according to A.S.T.M.-A123 after fabrication. Any damage to the coating shall be repaired after erection.

WELDING: All welding shall conform to Kansas Highway Comm. Standard Specifications and the latest edition of A.W.S. Specifications.

NO	DATE	REVISIONS	BY	APP'D
3				
2				
1				

DEPARTMENT OF TRANSPORTATION-KANSAS

STANDARD STRUCTURAL SIGN SUPPORT CANTILEVER TYPE OVERHEAD STEEL SIGN MOUNTING AND WALKWAY DETAILS OPT. NO. 2

6-77

SHEET NO. 119 OF 143	SCALE	APP'D	
DESIGNED LES	DETAILED LES	D.O. DENTITUS	TRACED
DESIGN CK. DRE	DETAIL CK. DRE	QUAN. CK.	TRACE CK.