FHWA REGION NO.	STATE	PROJECT NUMBER	FISCAL YEAR	SHEET NO.	TOTAL SHEETS
7	KANSAS	(BC)96-87-K044-1(28)	1978	137	143

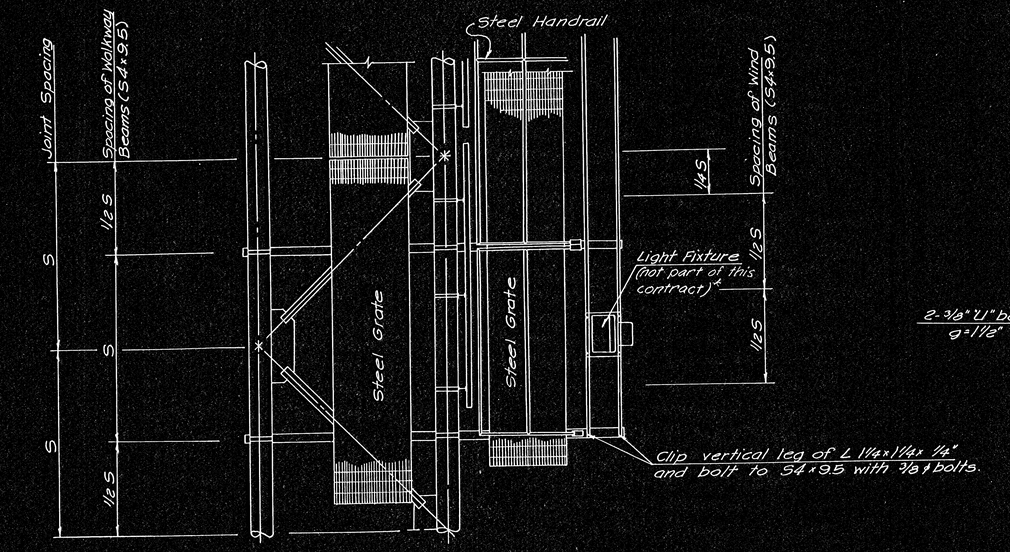

Note: "S" varies see truss details for dimensions.

PLAN
Only lower truss members shown.

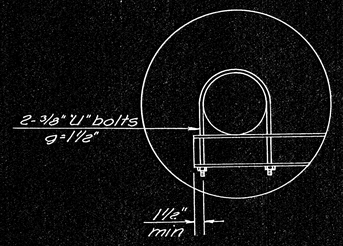

DETAIL A

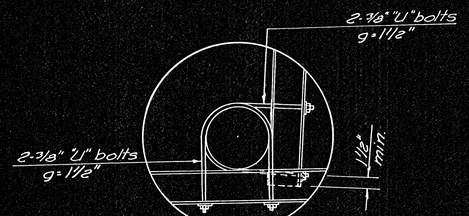

DETAIL B

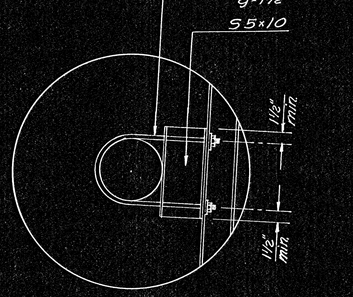

DETAIL C

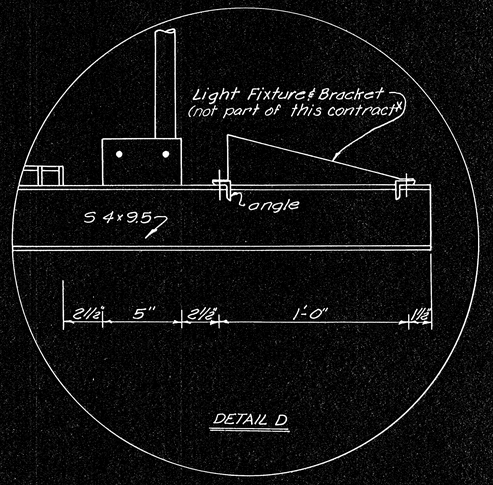

DETAIL D

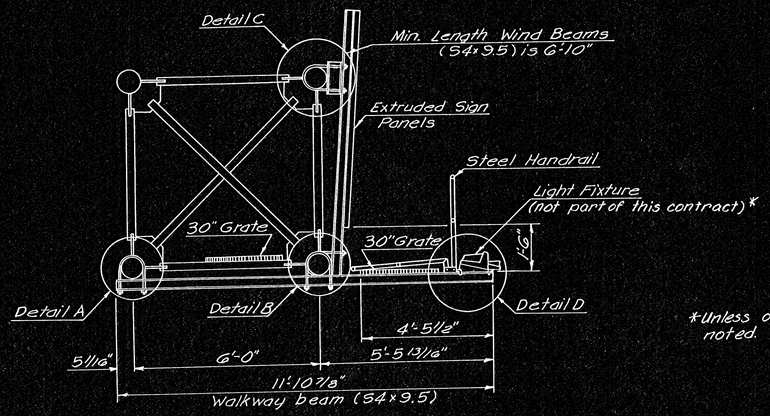

ELEVATION

*Unless otherwise noted.

GENERAL NOTES

STEEL GRATE: Grate shall conform to ASTM-A36 and shall be pressure locked or welded design. It shall have 1 1/4" x 1/8" bearing bars @ 1 1/4" ctrs. and 1/2" x 1/8" cross bars @ 4" ctrs.

STEEL PIPE: Pipe for handrail shall conform to ASTM-A53 type F, E or S. The hydrostatic test, flattening test and chemical test shall be waved.

STEEL TUBE: Tube shall conform to ASTM-A501.

STRUCTURAL STEEL: All shapes and plates shall conform to ASTM-A36.

BOLTS: All Miscellaneous Fasteners shall conform to Kansas Highway Comm. Standard Specifications and shall be coated.

GALVANIZING: All material shall be Hot-Dipped galvanized according to ASTM-A123, after fabrication. Any damage to coating shall be repaired after erection.

WELDING: All welding shall conform to Kansas Highway Comm. Standard Specifications and the latest edition of the AWS Specifications. All welds shall be 1/4" continuous fillet welds unless otherwise noted.

NO.	DATE	REVISIONS	BY	APP'D
3				
2				
1				

DEPARTMENT OF TRANSPORTATION-KANSAS
STANDARD STRUCTURAL SIGN SUPPORTS
SPAN TYPE OVERHEAD
STEEL SIGN MOUNTING AND
WALKWAY DETAILS

8-75

SHEET NO. 137 OF 143	SCALE		APP'D		
DESIGNED BPH	DETAILED JCDRD		QUANTITIES	TRACED RBA	
DESIGN CK. BPH	DETAIL CK. BPH		QUAN. CK.	TRACE CK. BPH	