| FHWA REGION NO | STATE | PROJECT NO. | FISCAL YEAR | SHEET NO. | TOTAL SHEETS |
|---|---|---|---|---|---|
| 7 | KANSAS | (BC)96-87-K044-1(28) | 1978 | 142 | 143 |




PLAN
Typical Alignment at Bridge End

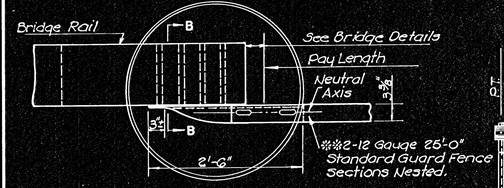


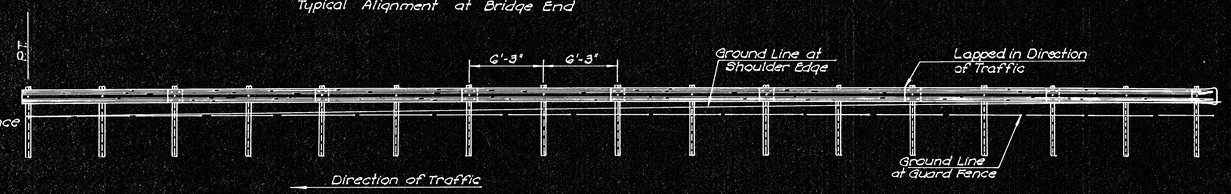


ELEVATION

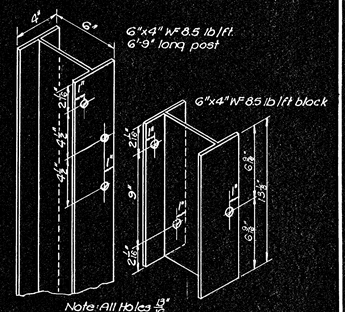


HOLE PUNCHING DETAILS

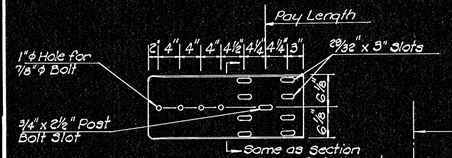


SPECIAL END SHOE

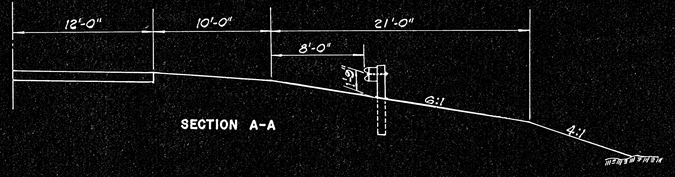


SECTION A-A

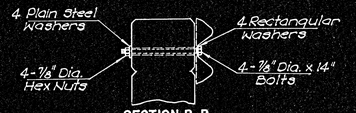


SECTION B-B

** One section of the two shall be considered as subsidiary to the bid item "Steel Plate Guard Fence (Galv.)".

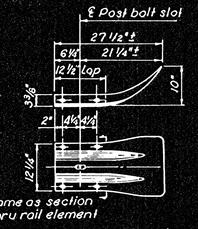


TERMINAL SECTION (Standard)
Terminal section not less than #12 U.S. Std. Gauge.

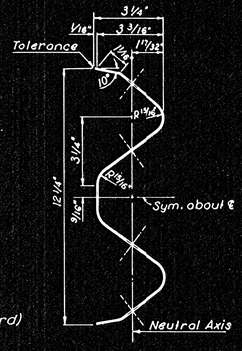


SECTION THRU RAIL ELEMENT
Rail element not less than #12 U.S. Std. Ga.

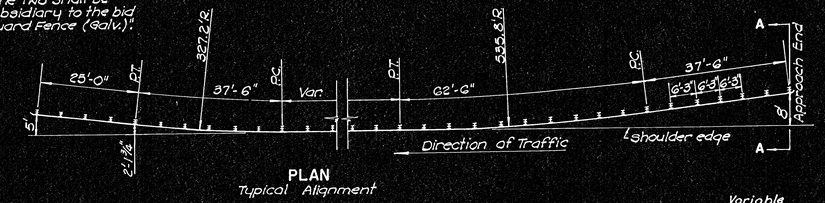


PLAN
Typical Alignment

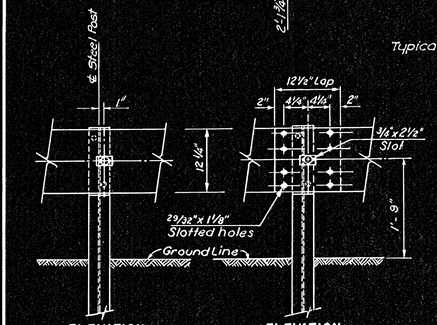


ELEVATION (Steel Post)
ELEVATION (Steel Post) (Showing Rail Lap)

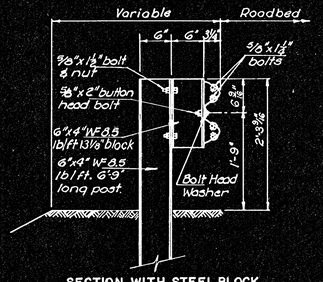


SECTION WITH STEEL BLOCK

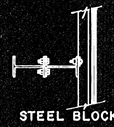

STEEL BLOCK
TOP VIEW

ARRANGEMENT AT POSTS

Note: All dimensions subject to manufacturing tolerance.

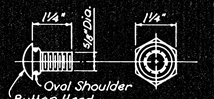


SPLICE BOLT NUT
POST BOLT : Similar except length

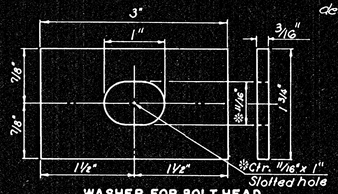


WASHER FOR BOLT HEAD
Other approved washer may be used
* Use 1" Round hole in Rectangular washer for special end shoe.

## GENERAL NOTE FOR GUARD FENCE

The Grade of Steel for Steel Posts and Steel Blocks shall meet the requirements of Sub-Section 1006.16 of the Standard Specification.

6"x4" WF 8.5 lbs./ft. 6'-9" long steel posts and 6"x4" WF 8.5 lbs/ft. 13⅛" steel blocks shall be galvanized in accordance with ASTM A123, the requirements for use of a pivoted hammer for testing shall not apply. Galvanizing shall be done after the posts and blocks are fabricated.

Other approved designs of steel blocks or offset brackets may be used in lieu of the type shown.

Only one type of block or offset bracket will be permitted within a single project.

Wood blocks will not be permitted on steel posts.

Galvanized steel rail plates shall be used. All post rail fittings and anchor bolts shall be galvanized in accordance with Standard Specification.

Guard rail parts furnished under this specification shall be interchangeable with similar parts regardless of the source or manufacturer.

Steel rail plates may be furnished in 25' Sections.

All steel rails to be shop curved when radius is less than 150'.

Excavation of all classes, including rock, shale and other materials regardless of the elevations encountered, required for the erection of Guard Fence shall be considered as subsidiary to the various bid items for which payment is made.

Guard Fence Posts may be Wood (as shown on Std. 608.5) or Steel (as shown on this sheet) with no change in type of Post permitted within a single project.

Special End Shoe shall be 10 Gauge steel and galvanized in accordance with ASTM Designation: A 525 with coating class 2.50. The shoe has the same section as through beam guard rail. Special end shoe shall be subsidiary to Guard Fence.

All bolts, nuts and washers to be galvanized in accordance with sub section 1006.16 of the standard specifications.

Guard Fence posts may be set by digging, or by driving. During driving operations, post caps shall be used, which are so designed as to protect the post from crushing.

| NO. | DATE | REVISIONS | BY | APP'D |
|---|---|---|---|---|
| 3 | 6-25-73 | To Conform to 1973 Specs. | W.L.H. | K.G.L. |
| 2 | 6-25-73 | Added Note on 25' Sect. @ Br. Ends | W.L.H. | K.G.L. |
| 1 | 3/28/72 | Slight Rev. of Washer For Bolt Hd. | W.L.H. | K.G.L. |

KANSAS DEPARTMENT OF TRANSPORTATION

STEEL PLATE GUARD FENCE WITH STEEL POSTS

STD. NO. 608.5A — Sept. 15, 1970

| SHEET NO. 142 OF 143 | SCALE None | APP'D K. G. Lanham Jr. | |
|---|---|---|---|
| DESIGNED | DETAILED G.G. | QUANTITIES | TRACED C.C. |
| DESIGN CK. | DETAIL CK. W.L.H. | QUAN. CK. | TRACE CK. W.L.H. |