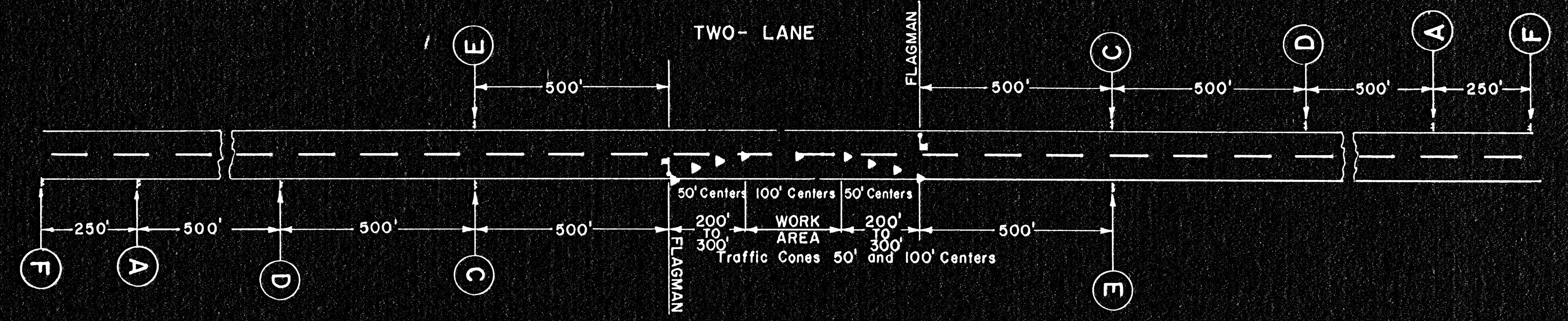


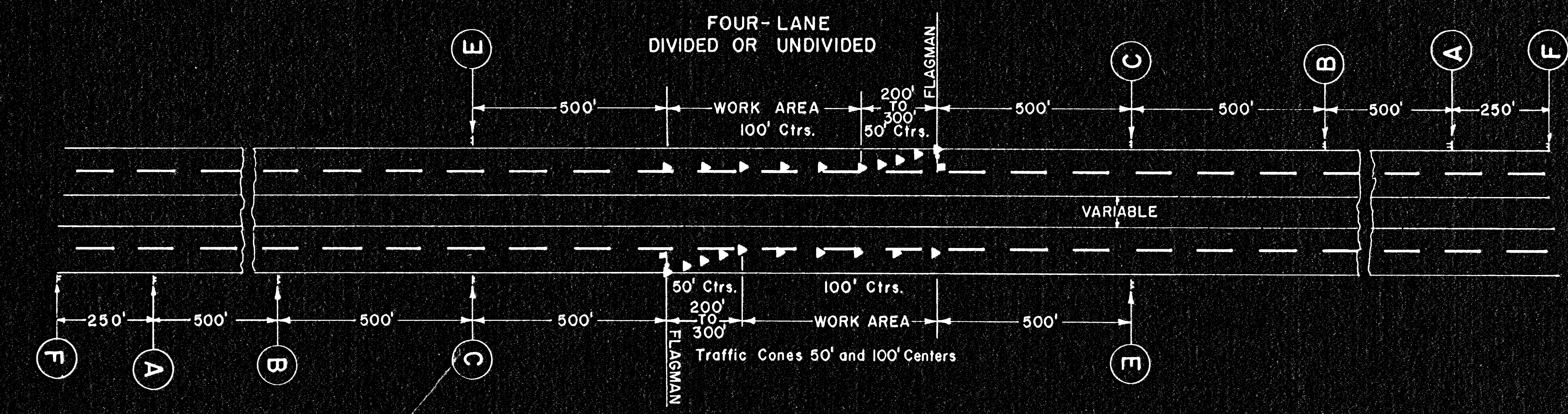
TRAFFIC CONTROL DEVICES

FOR CONSTRUCTION WORK ADJACENT TO ROADWAY AND MINOR SURFACING WORK ON A TWO AND FOUR LANE HIGHWAY

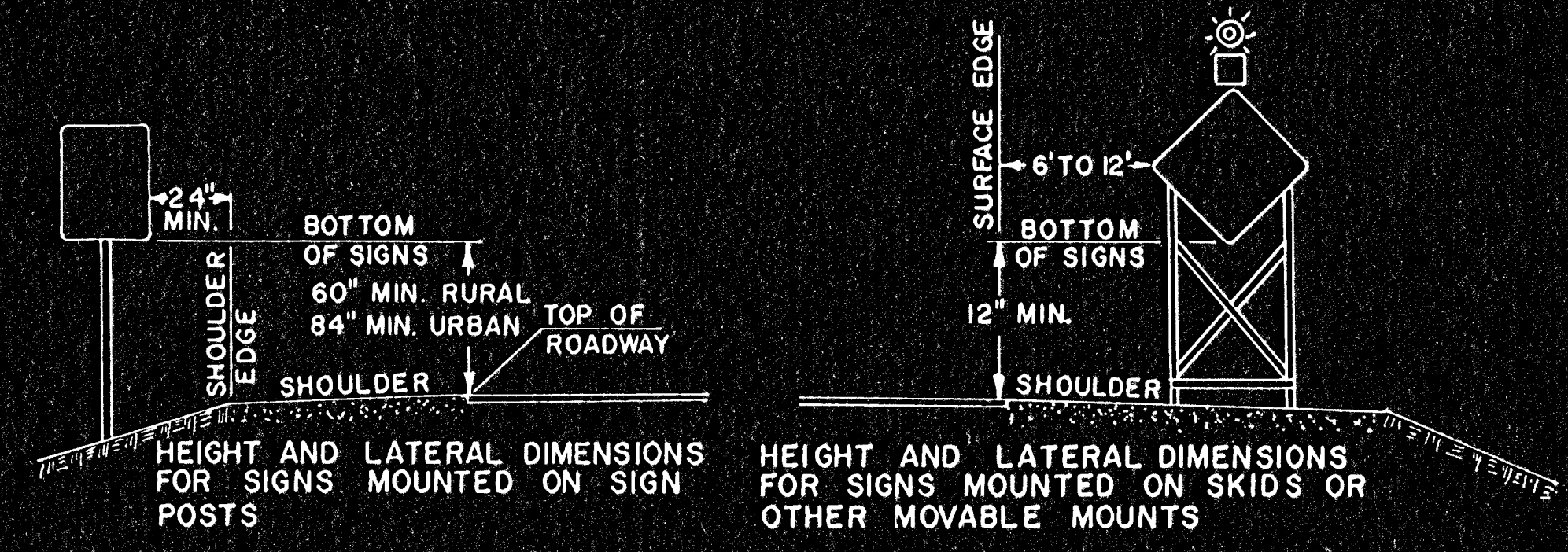
FHWA REG	STATE	PROJECT NO.	YEAR	SHEET NO.	TOTAL SHEETS
7	KANSAS	26-37-044-1(11)	1976	212	557



NOTE:
Signs A, C, E and flagman are required when construction equipment is entering or crossing the roadway.
Signs A and E are required when construction work does not interfere with traffic movement.



NOTE:
All traffic control devices shall comply to (1) Section 107 of the 1973 Edition of the Standard Specification and to any Supplemental Specification to this section and (2) the Manual on Uniform Traffic Control Devices For Streets and Highways dated November 13, 1970.
Lights placed on advance warning signs shall be Type B High Intensity with a 7" minimum diameter lens, regulated to flash 55 to 75 times per minute. The flash duration shall not be less than 8% of time.
Install orange reflectorized Traffic Cones as shown. They shall be a minimum of 18" in height with a broadened base and may be made of various materials to withstand impact without damage to themselves or to vehicles.
Due to existing conditions the ENGINEER may require a decrease in the spacing between cones and or signs.
Temporary traffic control signs when not in use shall be either covered with an opaque weather-proof material or removed from the recovery area as approved by the ENGINEER.
The hand signaling device used by flagman shall be a STOP/SLOW sign paddle with a minimum size of 18".
All signs, cones/ lights shall be securely erected and maintained in good condition at all times.
When no work is in progress all equipment shall be removed from the recovery area and placed or parked at the extreme limits of the right of way or at sites approved by the ENGINEER.
Existing inappropriate pavement markings leaving the roadway in a confusing condition to motorists, which creates the potential for misdirection, shall be removed. Approved removal procedures include: sandblasting using air or water, high pressure water, steam or superheated water, mechanical grinding or solvents and chemicals. Other methods of removal may be used upon approval of the ENGINEER.



A Type B High Intensity Yellow flashing warning light
ROAD CONSTRUCTION 1500 FT
W20-1
48" x 48"

W20-1 shall have a reflectorized orange background with the legend and inset border opaque black ink. The legend shall be 7" high series 'C' alphabet. The sign shall be erected 1500 FT. in advance of the flagman's station or work area.

B Type B High Intensity Yellow flashing warning light
RIGHT LANE CLOSED 1000 FT OR LEFT LANE CLOSED 1000 FT
W20-5
48" x 48"

W20-5 shall have a reflectorized orange background with the legend and inset border opaque black ink. The legend shall be 6" high series 'C' alphabet. The sign is to be erected 1000 FT. in advance of the flagman's station. The use of the right or left lane sign shall be determined in the field to satisfy the existing conditions during construction.

C Type B High Intensity Yellow flashing warning light
FLAGMAN 500 FT
W20-7
48" x 48"

W20-7 shall have a reflectorized orange background with the legend and inset border opaque black ink. The legend shall be 7" high series 'C' alphabet. When used the sign is to be erected 500 FT. in advance of the flagman's station.

D Type B High Intensity Yellow flashing warning light
ONE LANE ROAD 1000 FT
W20-4
48" x 48"

W20-4 shall have a reflectorized orange background with the legend and inset border opaque black ink. The legend shall be 7" high series 'C' alphabet. The sign is to be erected 1000 FT. in advance of the flagman's station.

E END CONSTRUCTION
G20-2
60" x 24"

G20-2 shall have a reflectorized orange background with the legend and inset border opaque black ink. The legend shall be 6" high series 'C' alphabet. The sign is to be erected 500 FT. beyond the end of construction.

F ROAD CONSTRUCTION NEXT * MILES
G20-1
60" x 36"

G20-1 shall have a reflectorized orange background with the legend and inset border opaque black ink. The legend shall be 6" high series 'C' alphabet. The sign is to be erected 250 FT. before the beginning of construction when the construction zone exceeds two (2) miles in length. The * (mileage) shall be shown to the nearest whole mile.

NO.	DATE	REVISIONS	BY	APP'D
6	6-21-76	Note - Punct. Marking Removal	H.H.	AFT
5	3-20-76	Rem. Road Flags	H.H.	AFT
4	9-9-75	G20-1 Sign	JTG	AFT
3	6-20-75	1975 Std. Spec. note	AFT	AFT
2	2/16-75	G20-1 sign, Var. dim., Four Lane Highway	AFT	AFT
1	6-15-74	Rev. Standard Title	GM	AFT

KANSAS DEPARTMENT OF TRANSPORTATION
TRAFFIC CONTROL DEVICES
FOR CONSTRUCTION WORK ADJACENT TO
ROADWAY AND MINOR SURFACING WORK
TWO AND FOUR LANE HIGHWAY

STD. 741.1

DESIGNED	AFT	SCALE		APP'D	H.H.
DESIGN CK.	GM	DETAIL CK.	AFT	QUANTITIES	TRACER
				QUAN. CK.	TRACE CK.

2-10-76
AFT