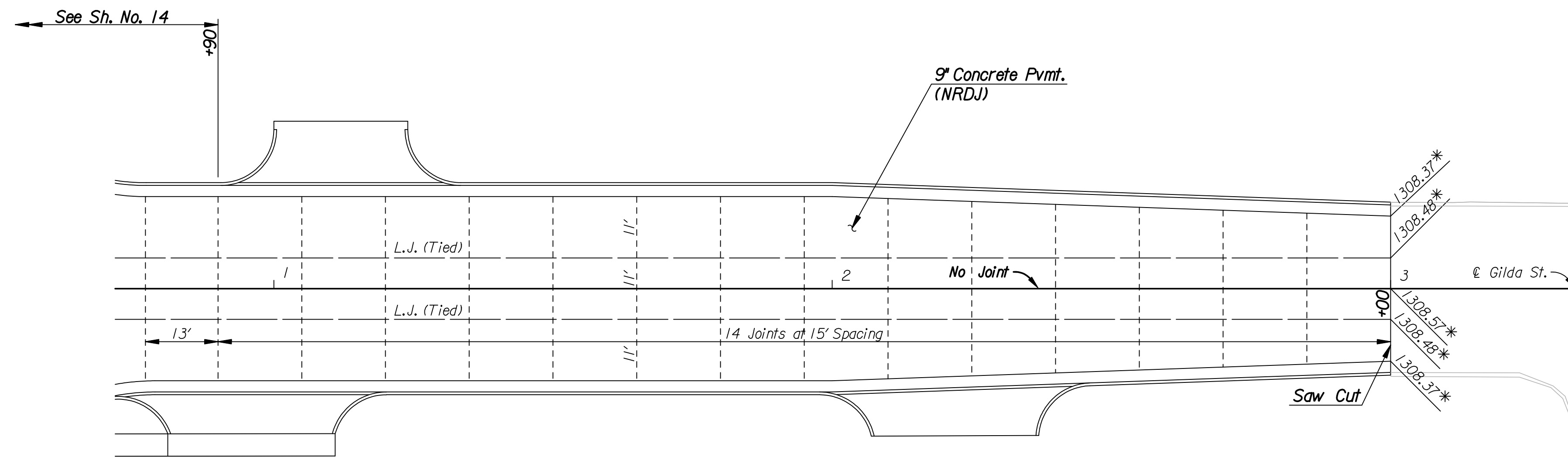
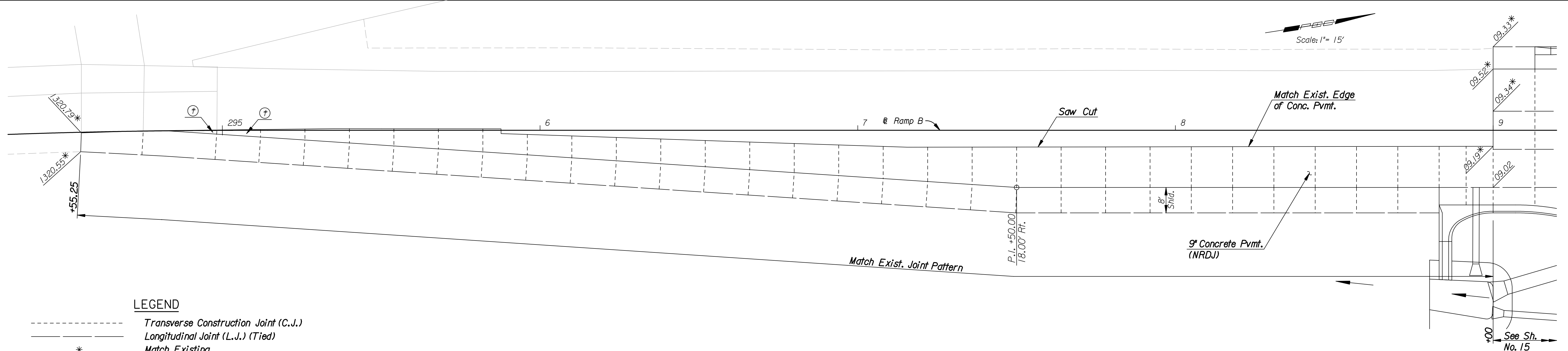


DSNR: PMJ_OPER: AKL SCALE: 1" = 15'
 I:/2006/06655/Plan/06655-pvpr/rampb_gilda.dgn LAST REV: 12-11-2007 BY: drp




PBE
 Scale: 1" = 15'



LEGEND

- Transverse Construction Joint (C.J.)
- Longitudinal Joint (L.J.) (Tied)
- * Match Existing
- ⊕ Pavement to be placed monolithic with shoulder and shall be bid and paid for as "9' Concrete Pavement."



No.	Revision	By	Date
CENTRAL AVENUE			
PAVING PLAN			
GILDA STREET AND RAMP B			
JAMES L. ARMOUR, P.E. - CITY ENGINEER CITY OF WICHITA PROJECT NO. 472-84639			
Professional Engineering Consultants, P.A.			
303 S. TOPEKA • WICHITA, KANSAS 67202 316-262-2691 • FAX 316-262-3003			
Designed by	PMJ	Job No.	06655
Drawn by	DRP/AKL	Date	Jan. 2008
			Sht. 16 of 142