

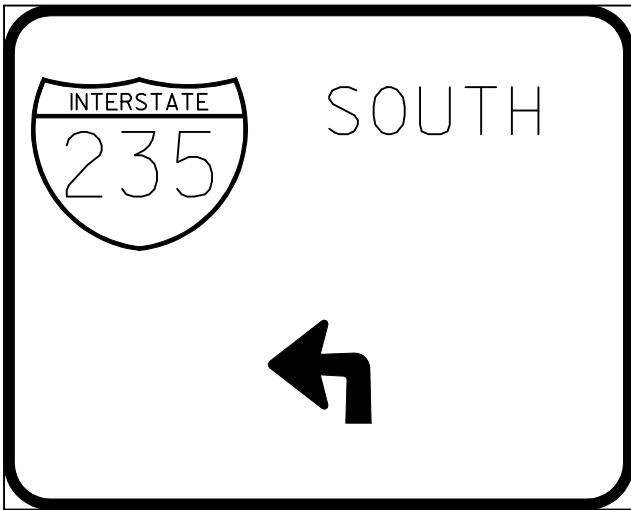




QUANTITIES SHEET

SIGNS TO BE INSTALLED ON PROJECT

QUANTITY	SIGN NO.	SIGN SIZE	TYPE OF SIGN			DESIGN DETAILS (AS REQUIRED)
			FLAT SHEET	REINFORCED PANEL	OVERLAY	
	<i>CENTRAL AVE.</i>					
1	R3-7R	30"x30"	X			
1	R3-7L	30"x30"	X			
1	E6-3b	48"x90"	X			
1	E6-3a	48"x90"	X			
1	E4-1a	120"x78"		X		
1	M1-1	30"x24"	X			
1	M3-3	30"x15"	X			
1	M6-1	21"x15"	X			

QUANTITY	SIGN NO.	SIGN SIZE	TYPE OF SIGN			DESIGN DETAILS (AS REQUIRED)
			FLAT SHEET	REINFORCED PANEL	OVERLAY	
	<i>GILDA ST.</i>					
1	ENT. ONLY	30"x18"	X			
	<i>RAMP B</i>					
4	R3-8b (Sp.)	36"x30"	X			
1	R5-1a	36"x24"	X			

NOTE:

See standard plan sheet TE590 for detailed specifications.

Plotted By : drp
 Plot File : I:\2006\06655\Standards\06655-TE433.dgn
 Plot Date : 1/15/2008

3					
2					
1					
NO.	DATE	REVISIONS	BY	APP'D	

KANSAS DEPARTMENT OF TRANSPORTATION
 QUANTITIES SHEET
 SIGN INSTALLATIONS

TE433 07-01-03

DESIGNED	DDG	APP'D	Steven A. Buckley
DESIGN CK.	SAB	QUANTITIES	TRACED
		QUAN. CK.	TRACE CK.