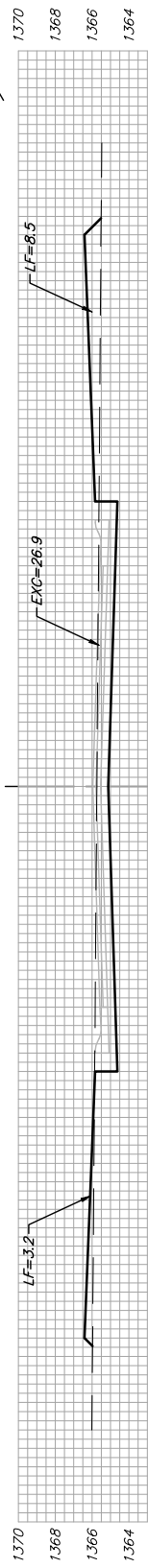
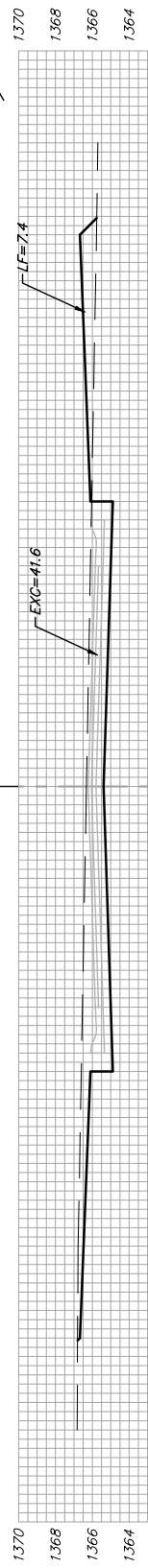


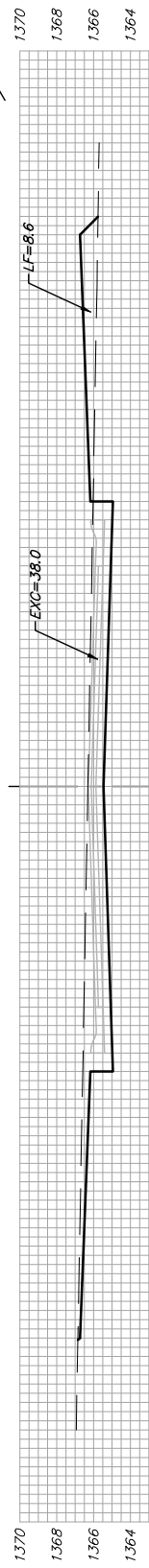
EXC = 29.4
LF = 23.3
CF = 0.0



EXC = 63.4
LF = 17.7
CF = 0.0

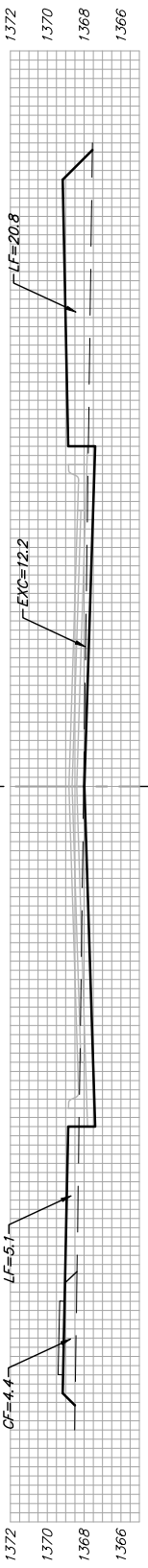


EXC = 19.2
LF = 3.9
CF = 0.0

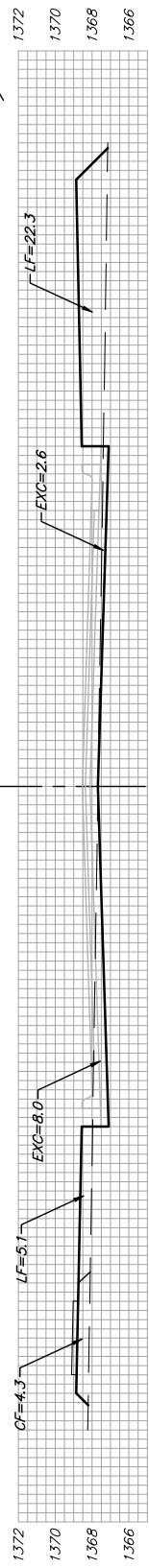


KITE CT. (LOTS 11-17, BLOCK D)

EXC = 13.3
LF = 25.4
CF = 4.3



EXC = 22.4
LF = 52.3
CF = 8.5



Sheet Totals:
Excavation = 147.7 C. Y.
Loose Fill = 122.6 C. Y.
Compacted Fill = 12.8 C. Y.

Baughman
Baughman Company, P.A. 315 Ellis St. Wichita, KS 67211 F 316-262-7171 F 316-262-0149
ENGINEERING | SURVEYING | PLANNING | LANDSCAPE ARCHITECTURE
PROJECT NUMBER 472.84264 SHEET 36 OF 44
Falcon Falls 2nd Ph1 V35 05-10-E376

0+47.00
MARBLEFALLS
C