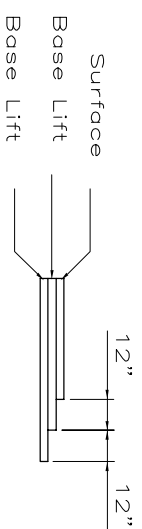


SECTION A-A

FULL DEPTH PAVEMENT REPAIR



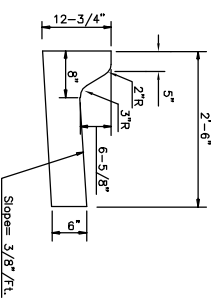
TRANSVERSE CONSTRUCTION JOINTS

Transverse construction joints shall be constructed in flexible base pavements at locations where pavement joints existing flexible base pavement as shown by the detail. All costs associated with the construction of the transverse joint shall be included in Paving bid items.

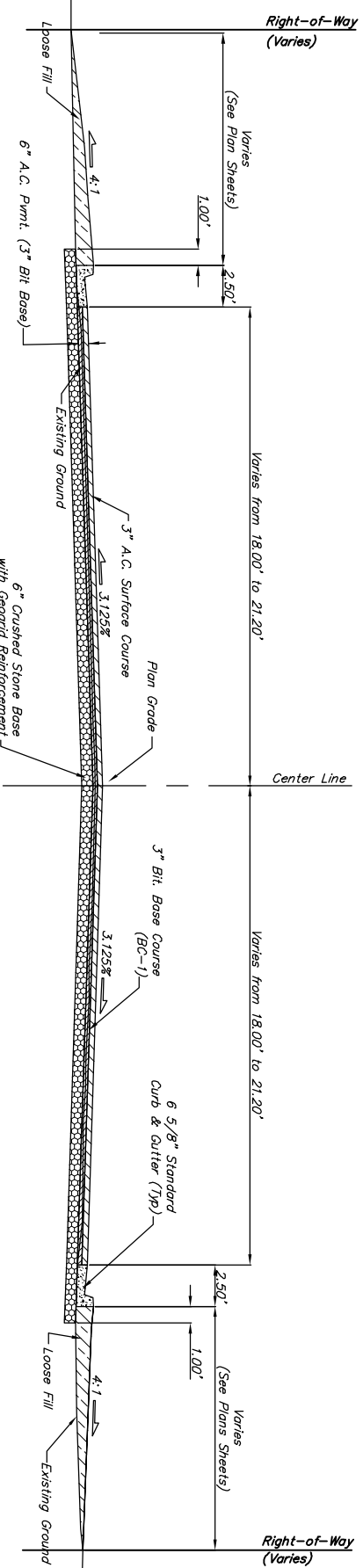
CRUSHED ROCK GRADATION REQUIREMENTS  
PERCENT OF AGGREGATE RETAINED

2-1/2"	0
3/4"	20 - 60
#4	50 - 80
#10	80 - 94
#200	90 - 98

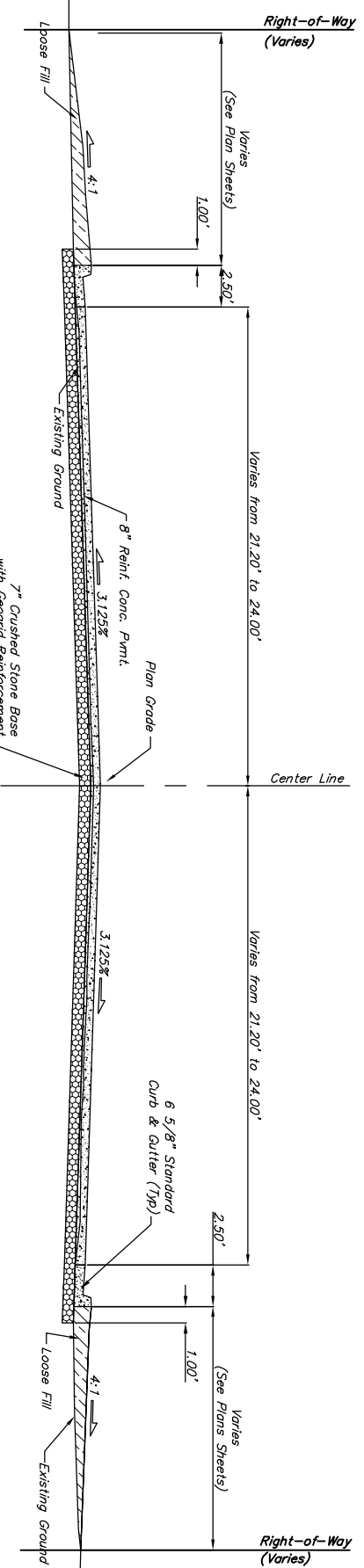
ROCK QUALITY SHALL CONFORM TO THE REQUIREMENTS SPECIFIED BE THE KDOT 1990 EDITION STANDARD SPECIFICATION SUBSECTION 1102 FOR DURABILITY CLASS 1.



COMBINED CURB & GUTTER



BOLIN DRIVE TYPICAL SECTION  
C.L. Sta. 51 + 71.86 to Sta. 53 + 46.51



BOLIN DRIVE TYPICAL SECTION  
C.L. Sta. 50 + 72.52 to Sta. 51 + 71.86

**Baughman** BLUE LAKE ADDITION  
Street Improvements

Engineering & Surveying | Planning | Landscape Architecture

PROJECT NUMBER: 472-84078  
DESIGN: K.K.  
DATE: 04/06

SCALE: Noted  
SHEET: 2 OF 18