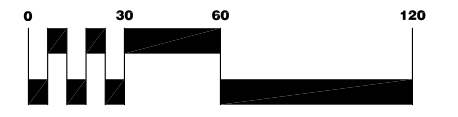
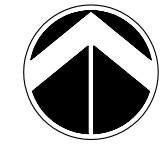
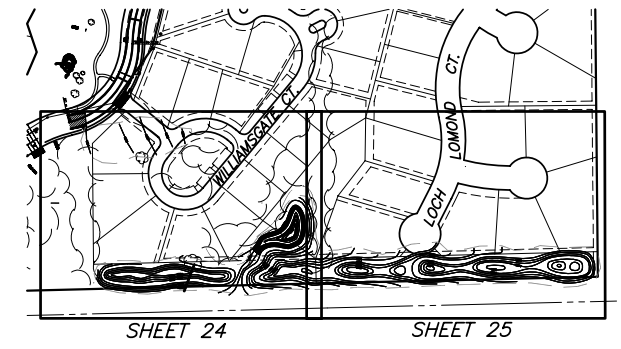


- LEGEND**
- 1355--- EXIST. CONTOURS
 - 1355— PROP. CONTOURS
 - - - - - LIMITS OF GRADING
 - - - - - PROP. TREE PROTECTION



SCALE: 1" = 30'

POND 7 & BERM GRADING	
CUT.....	3,150 C.Y.
FILL.....	10,450 C.Y.

<p>MKEC ENGINEERING CONSULTANTS 411 N. WEBB ROAD WICHITA, KS. 67206 316-684-9600</p>	HAWTHORNE THIRD ADDITION		
	PROJECT NAME		
	POND 7 & BERM GRADING		
	SHEET TITLE		
DESIGN BY: <u>BJH</u>	DRAWN BY: <u>BJH</u>	CHECKED BY: <u>JAG</u>	
DATE: <u>OCTOBER 2004</u>	JOB NO.: <u>02167</u>	SHEET/OF: <u>24 / 48</u>	

H:\CIVIL\02167\DWG\GRAD\WILLIAMSGATE_3RD_ADD\02167GD13