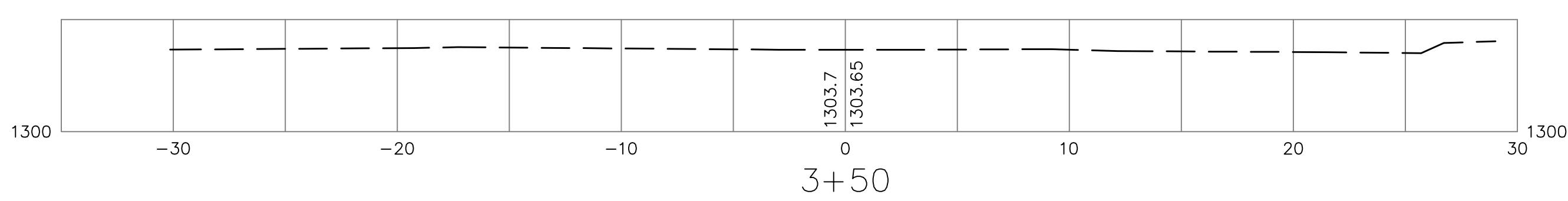
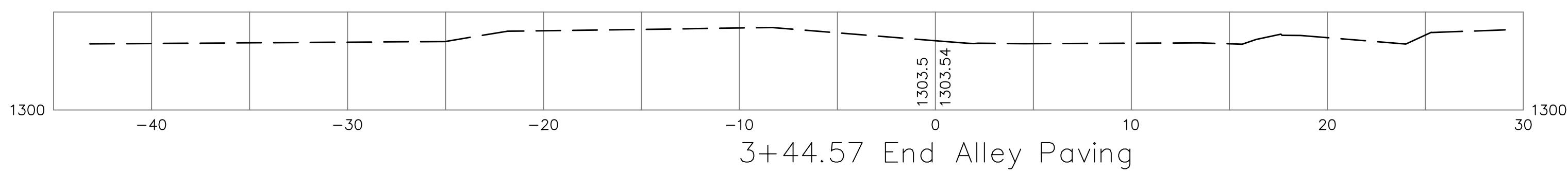


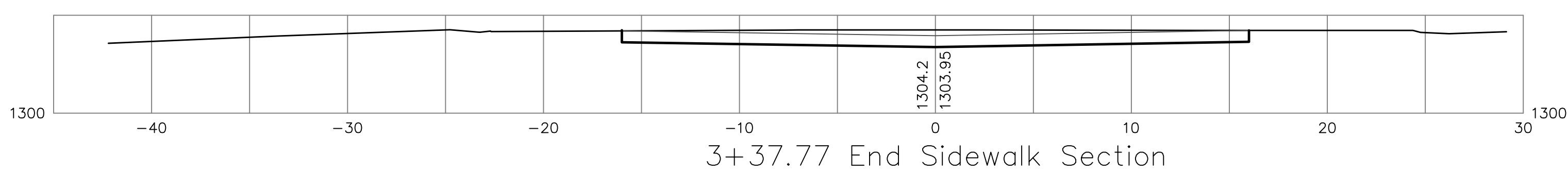
8.19'   
 EXC = 0.00   
 LF = 0.00   
 CF = 0.00   
 MF = 0.00



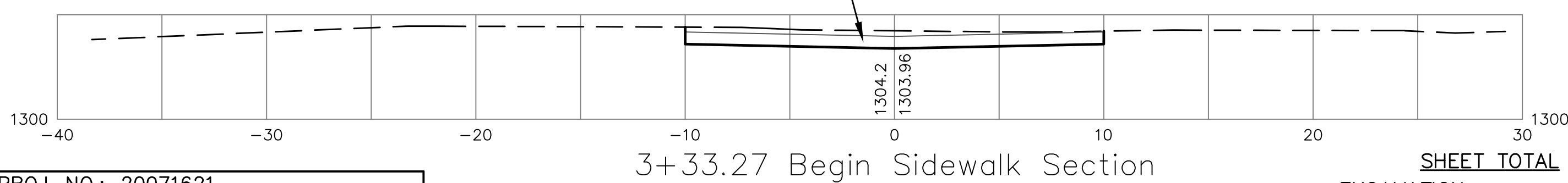
5.43'   
 EXC = 0.00   
 LF = 0.00   
 CF = 0.00   
 MF = 0.00



6.80'   
 EXC = 0.00   
 LF = 0.00   
 CF = 0.00   
 MF = 0.00



4.50'   
 EXC = 0.00   
 LF = 0.00   
 CF = 0.00   
 MF = 0.00



SHEET TOTAL		STREET TOTALS	
EXCAVATION	= 0.00	EXCAVATION	= 194.62
LOOSE FILL	= 0.0	LOOSE FILL	= 0.0
COMPACTED FILL	= 0.0	COMPACTED FILL	= 0.0
MANIPULATED FILL	= 0.0	MANIPULATED FILL	= 0.0
<b>ALLEY</b>		<b>ALLEY</b>	

CED PROJ. NO.: 20071621

**CERTIFIED ENGINEERING DESIGN, P.A.**

**CED** 810 WEST DOUGLAS, SUITE C  
 WICHITA, KANSAS 67203  
 PH: (316) 262-8808  
 FAX: (316) 262-1669

SHEET	5
TOTAL	5