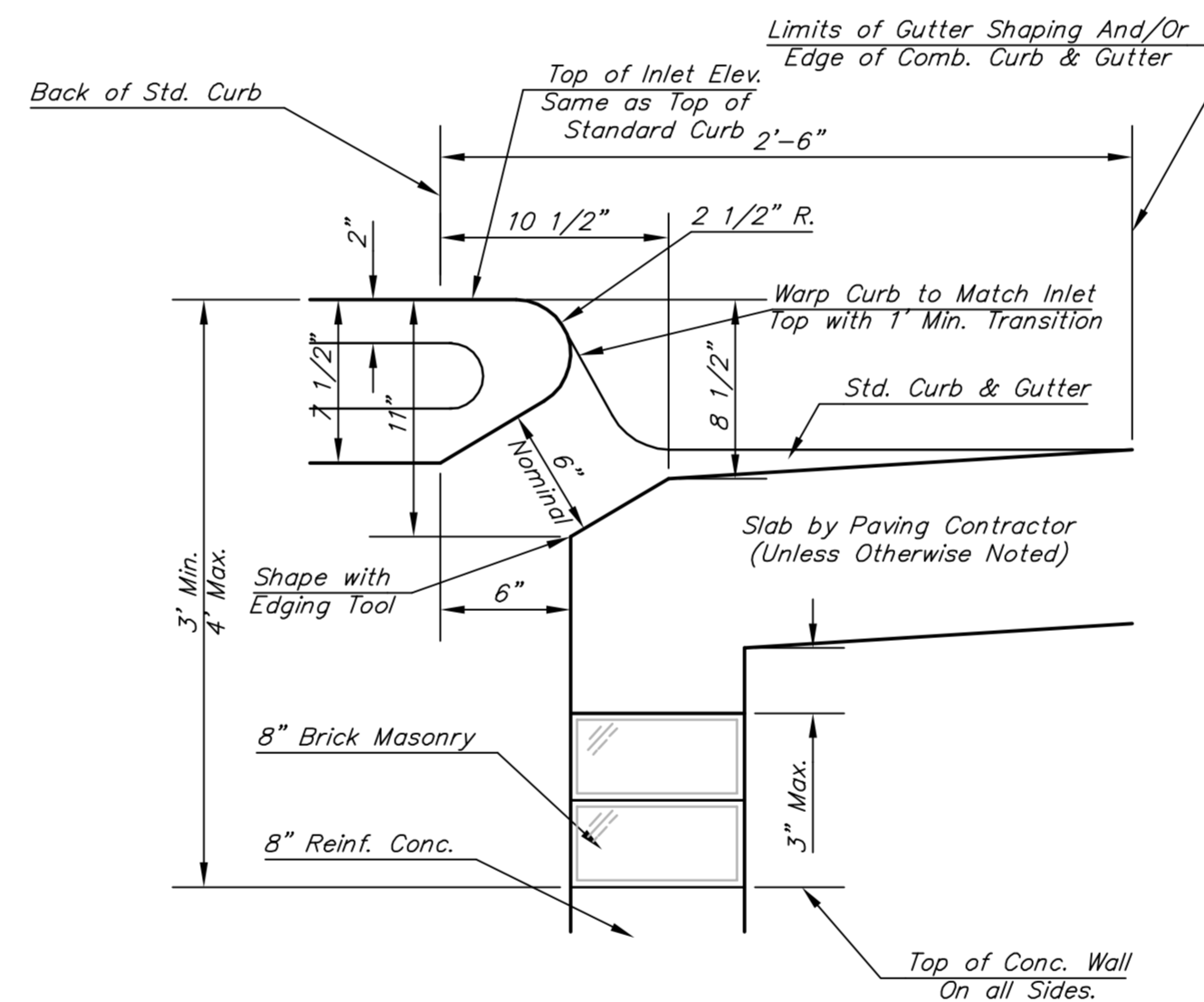
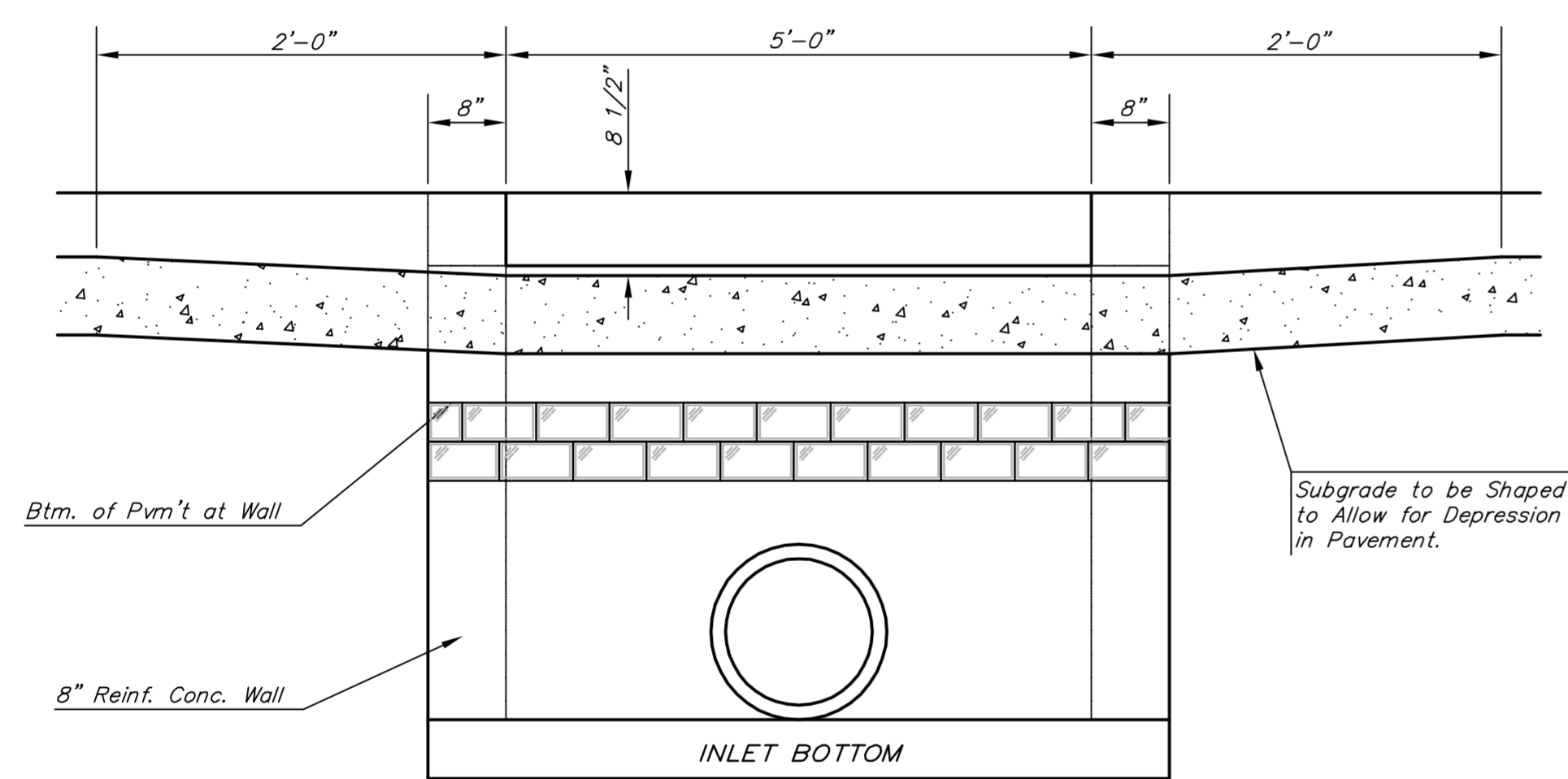
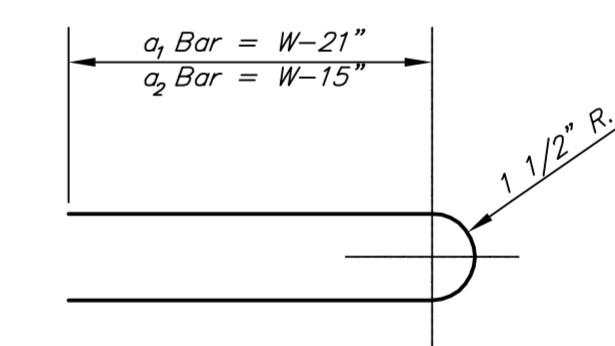


MANHOLE RING AND COVER

*See City of Wichita Standard Manhole Ring and Cover Detail Sheet for Cover Details to Be Used With Inlet Frame.



STEEL SCHEDULE

BAR	a ₁	a ₂	a ₃	b ₁					b ₂	b ₃	b ₄	Wt. Lbs.
				W=4'-4"	W=5'-4"	W=6'-4"	W=7'-4"	W=8'-4"				
NUMBER	4	4	2	1	3	5	7	9	6	1	1	
SIZE	#4	#4	#4	#4	#4	#4	#4	#4	#4	#4	#6	
LENGTH	W=4'-4"	5'-7"	6'-7"	4'-0"	6'-1"	-	-	-	1'-9"	6'-2"	4'-8"	60±
	W=5'-4"	7'-7"	8'-7"	5'-0"	6'-1"	-	-	-	1'-9"	6'-2"	4'-8"	81±
	W=6'-4"	9'-7"	10'-7"	6'-0"	-	6'-1"	-	-	1'-9"	6'-2"	4'-8"	101±
	W=7'-4"	11'-7"	12'-7"	7'-0"	-	-	6'-1"	-	1'-9"	6'-2"	4'-8"	121±
	W=8'-4"	13'-7"	14'-7"	8'-0"	-	-	-	6'-1"	1'-9"	6'-2"	4'-8"	141±

Note: a₃ Bars to be Placed Approx. 2" Below Top of Inlet Cover.

W	PRE-CAST TOP SIZE	PIPE SIZE	CU. YD. CONC.
4'-4"	3'-8" 6'-4" 7 1/2"	21" & SMALLER	0.38±
5'-4"	4'-8" 6'-4" 7 1/2"	24" & 30"	0.51±
6'-4"	5'-8" 6'-4" 7 1/2"	36" & 42"	0.64±
7'-4"	6'-8" 6'-4" 7 1/2"	48" & 54"	0.77±
8'-4"	7'-8" 6'-4" 7 1/2"	60" & 66"	0.90±

GENERAL NOTES

- Concrete tops to be installed on thin mortar cushion to insure full support along brick walls. Concrete tops may be cast in place or precast. Concrete used for inlet construction shall be concrete pavement mix.
- Contractor shall have the option of constructing 8" brick masonry walls between the concrete inlet base and top on this inlet when W=6'-4" and H=7'-0" or less.
- Inlet invert shall be shaped with 8 sack sand mix concrete to create flow channels and to increase hydraulic efficiency such that the inlet will be self cleaning between all inlet and/or outlet pipes.
- The ends of all pipes installed in inlets shall be cut off flush with the inside face of the inlet wall.

Drawing File: E:\eng\Old Town Drainage Ph2\Details\Shp1.sxd

Design: City of Wichita
Drawn: STAFF
Approved: JFB
Scale: None

Project No. 0610E682 CAPITAL IMPROVEMENT PROJECT
STANDARD DETAILS FOR TYPE 1 SINGLE CURB INLET
OLD TOWN DRAINAGE PHASE 2

Baughman Company, P.A.
315 Ellis St., Wichita, KS 67211 P 316-262-7171 F 316-262-0149
ENGINEERING | SURVEYING | PLANNING | LANDSCAPE ARCHITECTURE

February 2008
SHEET 18 OF 54

Revised - Dec. 21, 1984