B.M. 86.90 "+" cut in S.W. cor. conc. Pa. Auto Parts Store.

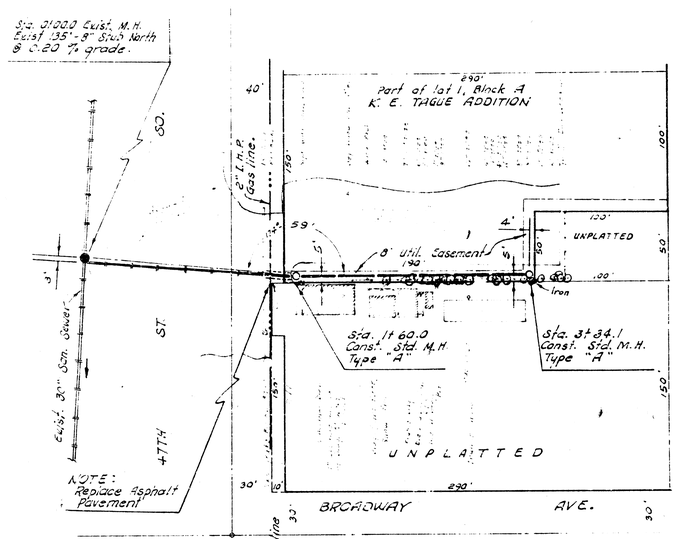

Plan Scale 1" = 40'
Profile Scale 1" = 40' Horz.
1" = 5' Vert.

NOTE TO FIELD ENGINEER AND CONTRACTOR

All sand backfill for this project shall be included in the price bid per linear foot of clay pipe, and shall include the cost of sand, placing, jetting and vibrating and all necessary tools and labor to complete the backfill.

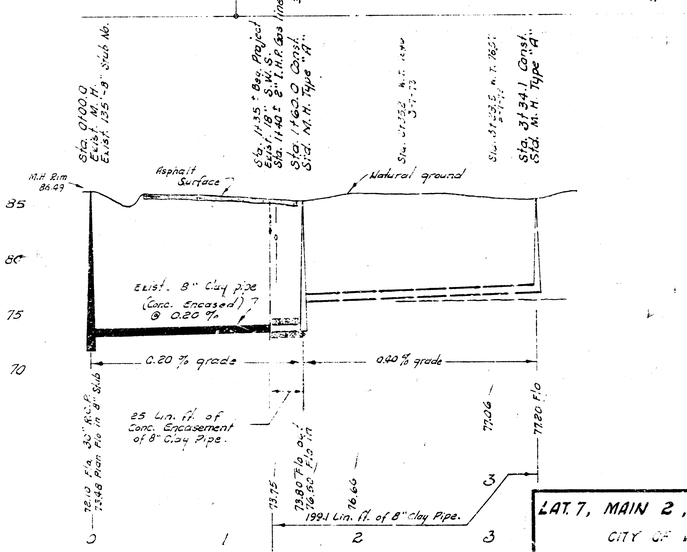

LAT. 7, MAIN 2, S.W. INTERCEPTOR SEWER
CITY OF WICHITA, KANSAS
R. W. LINN — CITY ENGINEER
APRIL 1973 PROJECT NO. DBKL 512081

B.M. 145.38 "+" top W-End Handrail R.C.B.C. on Harry 238' E. of Rock Rd.

B.M. 1:5.79 "M" in Mueller Fire Hydrant N.W. cor. Rock Rd. & Harry.

B.M. 149.87 SE cor. bottom conc. Step at S.E. cor. Bldg. 7820 E. Harry.

Survey by D.L.K. Bk. D.L.K. 123
Plan by J.R.W.
Checked by

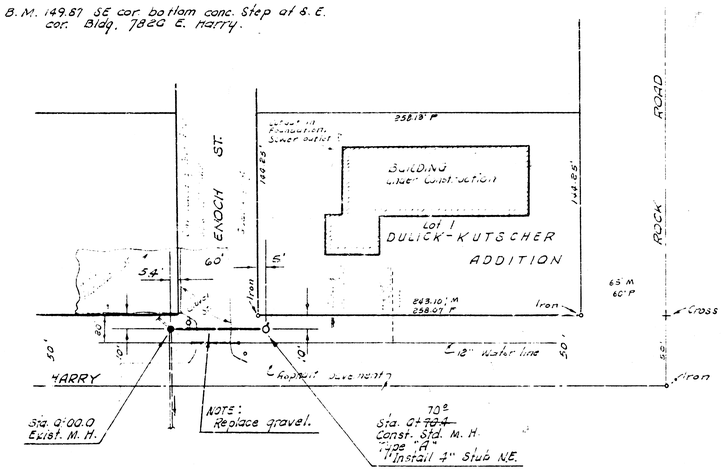

Plan Scale 1" = 40'
Profile Scale 1" = 40' Horz.
1" = 5' Vert.

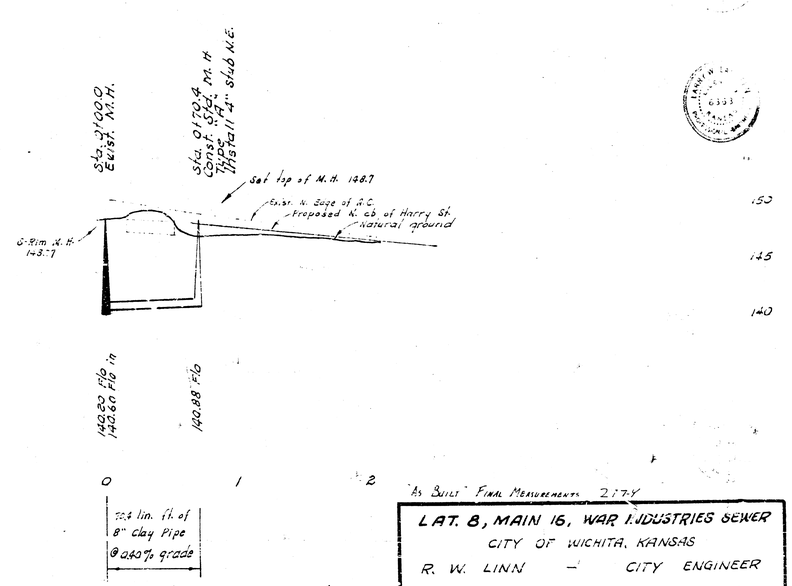

"As Built" Final Measurements 2-7-74

LAT. 8, MAIN 16, WAR INDUSTRIES SEWER
CITY OF WICHITA, KANSAS
R. W. LINN — CITY ENGINEER
FEB. 1973. PROJECT NO. DBKL 572077