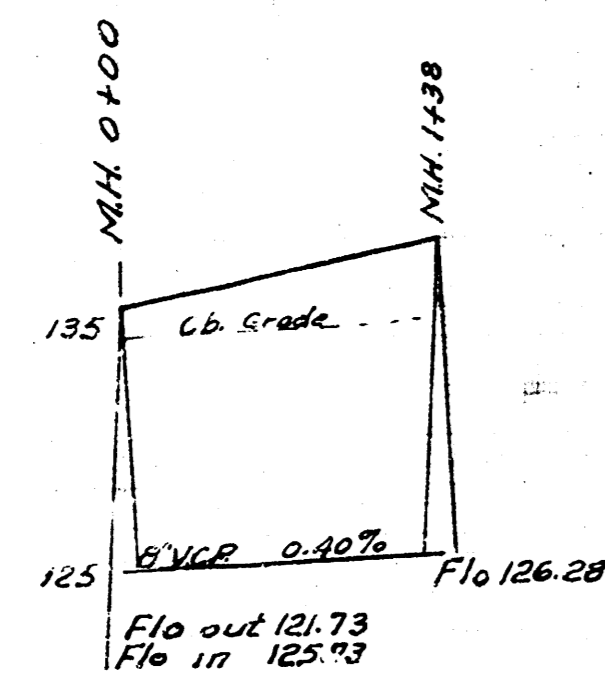
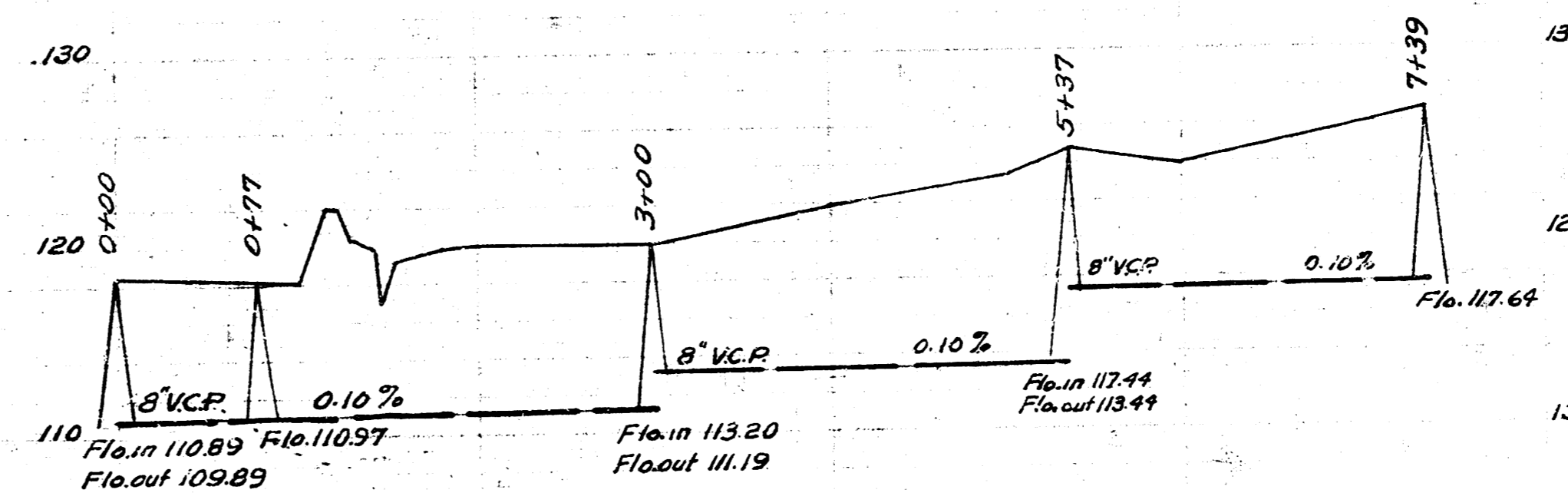


BM-123.28 60' N of S.S. K&E. Pole
50' W of S.S. No. of Sta. 5+37



Date
Drawn by
Checked by
Book No.



Date
Drawn by
Checked by
Book No.



LAT. 12 SUB. W. MAIN 12
CITY OF WICHITA KANSAS
L.R. WHITE CITY ENGINEER
Proj. No. C-22-10



LAT. 6 DCS 2 S.S. 12
CITY OF WICHITA KANSAS
L.R. WHITE CITY ENGINEER
Proj. No. C-21-51