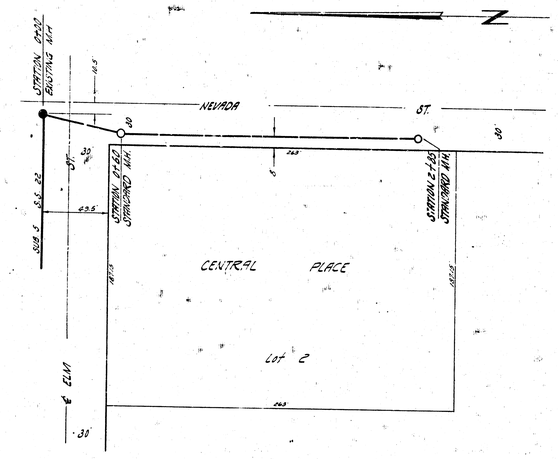

PLAN SCALE 1" = 40'
PROFILE SCALE 1" = 40' HOR. 1" = 4' VERT.

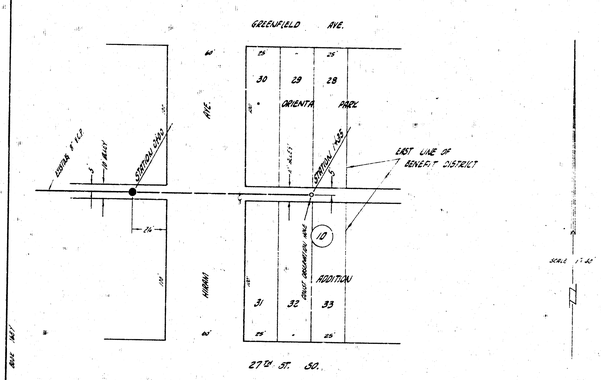

B.M. 123.16 S.E. COR. CONC. PORCH HD # 6222 ℄ ELM

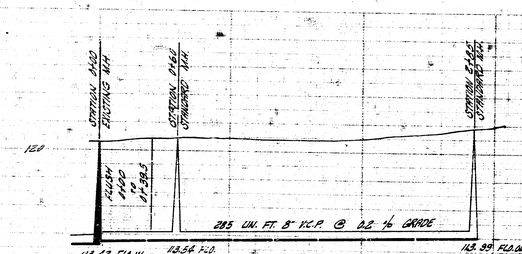



LATERAL 33 SUB. 5 S.S. 22
CITY OF WICHITA, KANSAS
B. E. SMITH, CITY ENGINEER
PROJ. NO. C27-110 DATE AUG. 1958

B.M. 97.53 STANDARD NE "GLENN" ℄ 27TH ST. SO.

PLAN SCALE 1" = 40'
PROFILE SCALE 1" = 40' HOR. 1" = 6' VERTICAL





LATERAL 26 SUBMAIN 3 SAN. SEWER 22
CITY OF WICHITA, KANSAS
B.E. SMITH CITY ENGINEER
PROJECT NO. C28-24 DATE - OCT. 1958