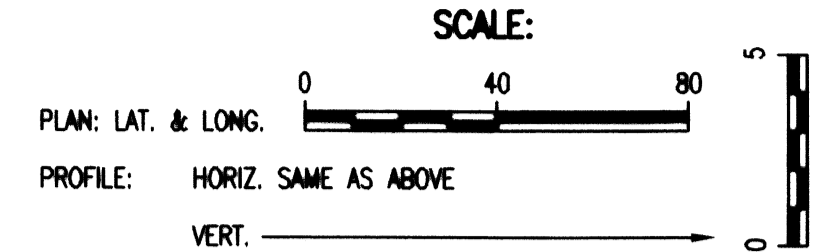



N-75,226.4410, E-21,615.8647
 FP 1, Sta. 1+00.48
 1- 8" CI CL MJ 90° Bend
 Defl. = 90° 33' 09"

N-75,456.1155, E-21,696.4533
 FP 1, Sta. 3+43.88
 1- 8" CI CL MJ 90° Bend
 Defl. = 90° 0' 00"



Sanitary Sewer to be concrete
 encased per Private Sanitary Sewer
 Extension Plans - C.O.W. Private
 Project No. 1804PPS (607861)

CAUTION !!!
 Prop. 2" Gas Line

CAUTION!!!
 Buried Telephone and Buried
 Electric. (To Be Relocated
 per Site Electrical Plan)

CAUTION!!!
 Buried Telephone and Buried
 Electric. (To Be Relocated
 per Site Electrical Plan)

CAUTION !!!
 Prop. 15" RCP

CAUTION !!!
 Prop. 2" Gas Line

CAUTION !!!
 Proposed 8"
 Sanitary Sewer

Sanitary Sewer to be concrete
 encased per Private Sanitary Sewer
 Extension Plans - C.O.W. Private
 Project No. 1804 PPS (607861)

CAUTION !!!
 Proposed 8"
 Sanitary Sewer

CAUTION !!!
 Existing 8"
 Sanitary Sewer
 (To Be Demolished)

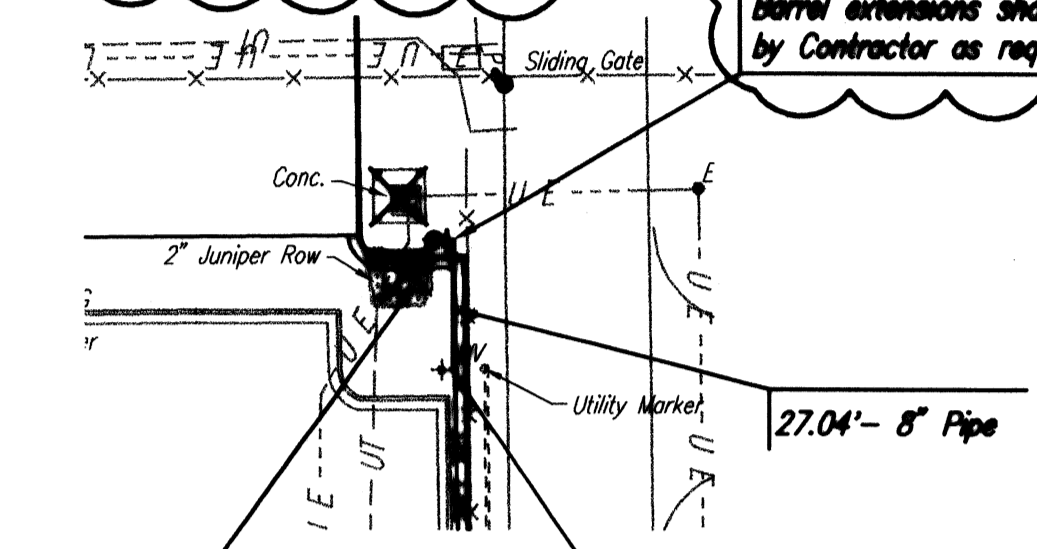
N-75,182.2584, E-21,710.3550
 FP 1, Sta. 0+00.00
 Existing 8" Hydrant Tee*
 Remove Existing 8" Plug (W)
 from Tee and Begin New
 8" Fire Protection Installation
 1- MJ CI 8" Anchored Valve (W)
 1- 6" Valve Box

2" Water Meter Assembly and Tap
 Connection by Wichita Water Utilities
 See Site Utility Plan, Sheet C104

Remote Fire Dept.
 Connection. See
 Utility Plan.

* PRIOR TO BEGINNING CONSTRUCTION, THE CONTRACTOR SHALL EXCAVATE THE EXISTING 8" WATERLINE AT STATION 0+00.00 TO VERIFY PIPE SIZE, TYPE, FITTINGS, AND HORIZONTAL AND VERTICAL LOCATION. THE CONTRACTOR SHALL REPORT HIS FINDINGS TO THE ENGINEER SO THAT ANY NECESSARY PLAN MODIFICATIONS MAY BE MADE.

N-75,940.2811, E-21,946.5169
 WL 1, Sta. 0+27.04
 Relocate existing fire hydrant assembly
 L=4'
 1- 6" Plug (W)
 Top Valve Box El. = 1325.70
 FH Bury Line El. = 1325.93
 Barrel extensions shall be installed
 by Contractor as req'd.



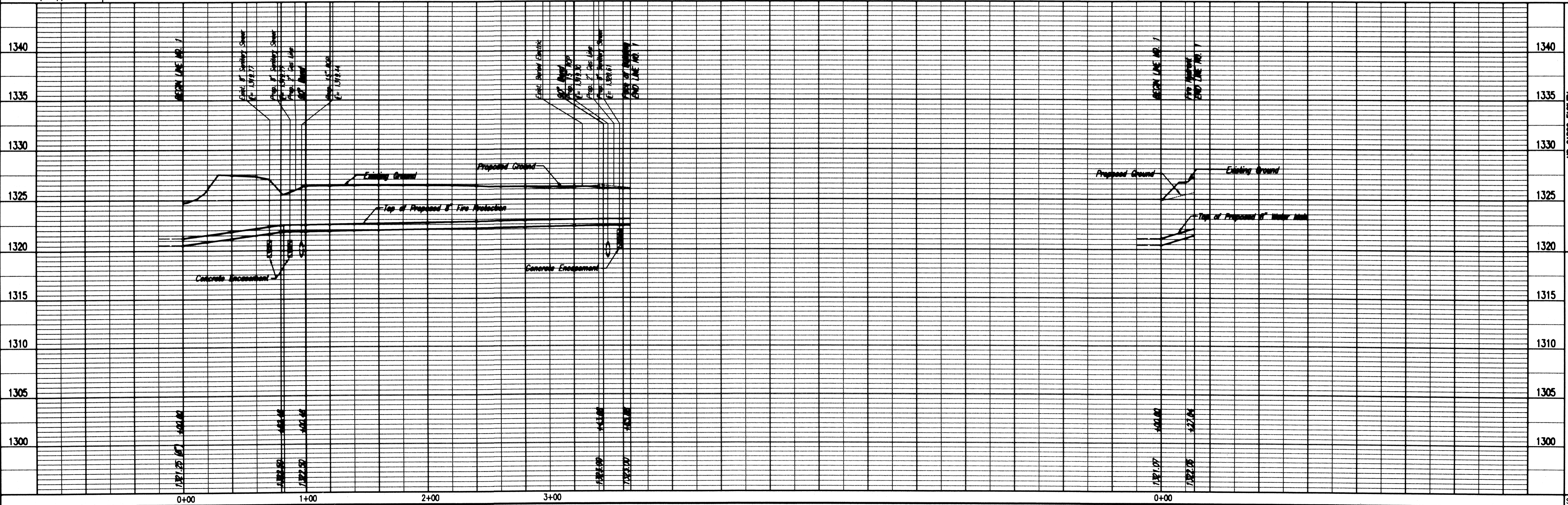
N-75,931.0324, E-21,971.9274
 WL 1, Sta. 0+00.00
 Relocate Existing Fire Hydrant Assembly
 Remove Existing 8" Plug (W)
 and Begin New 8" Waterline Installation
 Connect to Exist. 8" PVC (E)

Existing Electric Equipment
 To Be Demolished per
 Dema/Site Electrical Plan.



FIRE PROTECTION LINE NO. 1

WATERLINE NO. 1



AR CARGO FACILITY
 MID-CONTINENT AIRPORT
 FIRE PROTECTION LINE NO. 1
 WATERLINE NO. 1
 JAMES L. ARMOUR, P.E. - CITY ENGINEER
 PRIVATE PROJECT NO. 1345 PPW (607863)

Professional Engineering Consultants, P.A.
 303 S. TORREKA • WICHITA, KANSAS 67202
 316-262-2691 • FAX 316-262-3003
 DWI
 Date: JULY 2007
 Drawn by: SAW

PLAN	CHECKED	CHECKED
DATE		
BY		

PROFILE	CHECKED	CHECKED
DATE		
BY		

Saved 02-11-2008 2:28:06 PM by MJC
 Plot Scale
 07/2008 06026 CONSTRUCTION DYNAMICS LPM 06026-2104-MJPI