BM 168.59 Stand. on Douglas & Oliver
172.71 x on W. cb. Dellrose 10' N of N.L. Douglas

3+90.95

170.75

℄ Bleckley

27

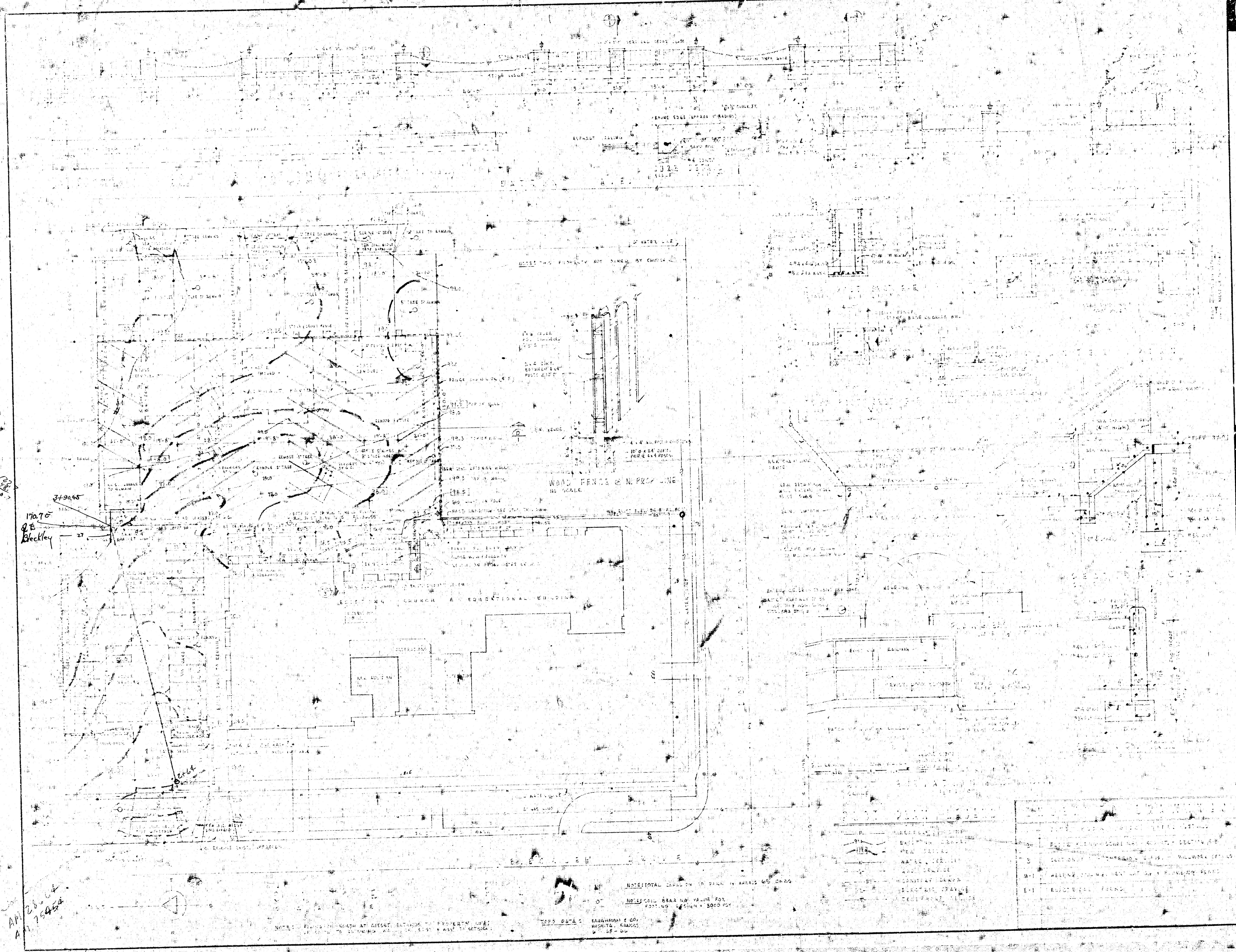
WOOD FENCE @ N. PROP. LINE
EXISTING CHURCH & EDUCATIONAL BUILDING
40'

NOTE: TOTAL CAPACITY OF PARKING AREAS 65 CARS

NOTE: SOIL BEARING VALUE FOR FOOTING DESIGN = 3000 PSF

TOPO DATA: BAUGHMAN & CO.
WICHITA, KANSAS
6-28-66

CARMICHAEL-WHEATCROFT & ASSOCIATES
ARCHITECTS ■ ENGINEERS
WICHITA KANSAS
A.I.A.
NSPE

APR 28 64
A 75454

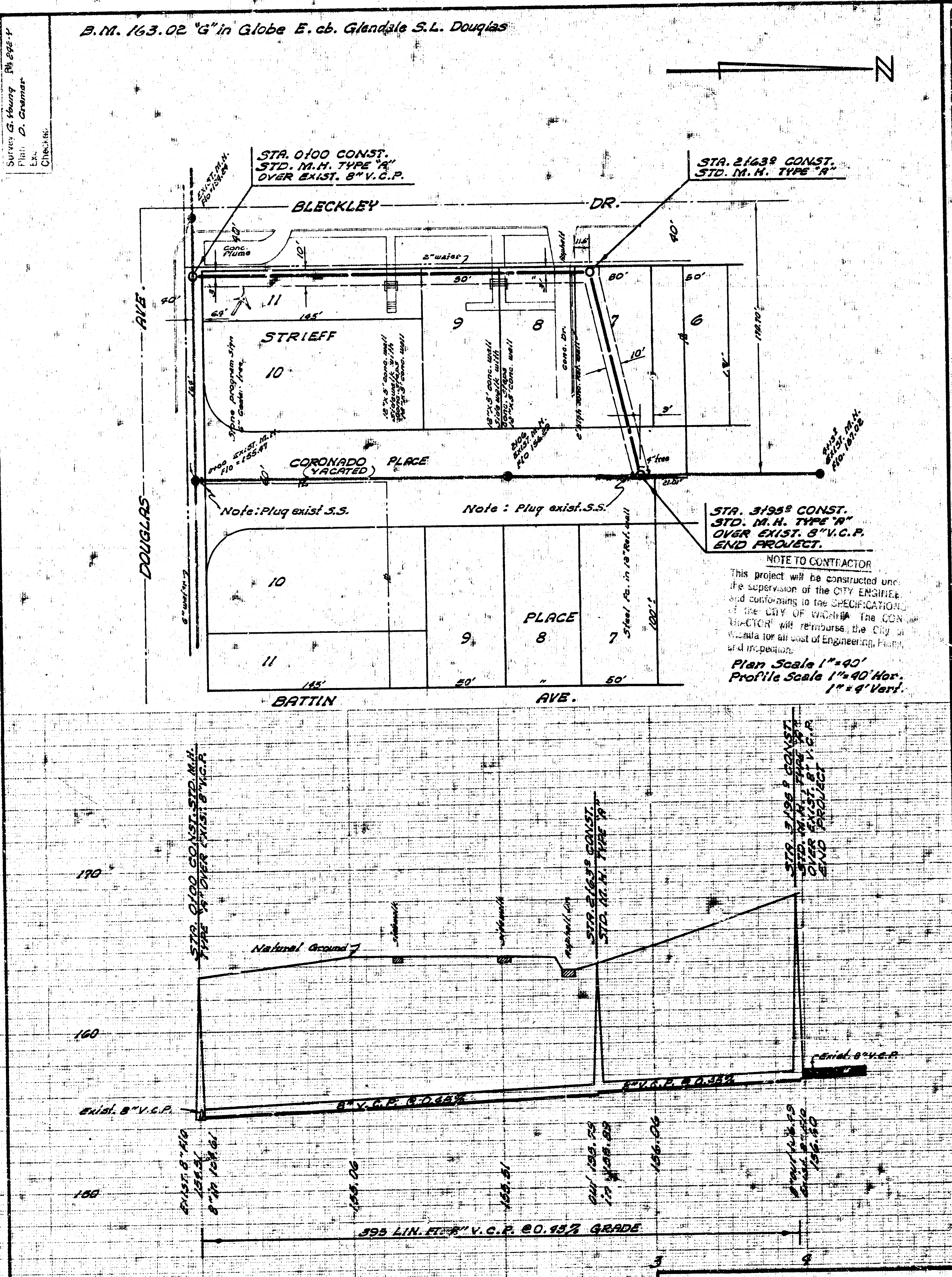
Survey G. Young Bk. 292-Y
Plan D. Cramer
Ex.
Checked
STA. 0+00 CONST.
STD. M.H. TYPE "A"
OVER EXIST. 8" V.C.P.
STA. 2+63° CONST.
STD. M.H. TYPE "A"
EXIST. M.H. Flo 154.84
BLECKLEY
DR.
Conc. Flume
2" water
DOUGLAS
AVE.
11
STRIEFF
10
9
8
7
6
CORONADO PLACE (VACATED)
Note: Plug exist. S.S.
Note: Plug exist. S.S.
4" tree
Steel Fc. in 12" Ret. wall
PLACE
BATTIN
AVE.
145'
50'
40'
80'
170
160
150
Natural Ground
Sidewalk
Asphalt Dr.
STA. 0+00 CONST. STD. M.H. TYPE "A" OVER EXIST. 8" V.C.P.
STA. 2+63° CONST. STD. M.H. TYPE "A"
STA. 3+95° CONST. STD. M.H. TYPE "A" OVER EXIST. 8" V.C.P. END PROJECT
Exist. 8" V.C.P.
8" V.C.P. @ 0.45%
8" V.C.P. @ 0.35%
Exist. 8" Flo 154.51
8" in 154.61
155.06
155.51
Out 155.73
In 155.83
156.06
Out 156.79
Exist. 8" Flo
156.50
395 LIN. FT. 8" V.C.P. @ 0.45% GRADE
3
4

B.M. 163.02 "G" in Globe E. cb. Glendale S.L. Douglas

STA. 3+95° CONST.
STD. M.H. TYPE "A"
OVER EXIST. 8" V.C.P.
END PROJECT.

NOTE TO CONTRACTOR

This project will be constructed under the supervision of the CITY ENGINEER and conforming to the SPECIFICATIONS of the CITY OF WICHITA. The CONTRACTOR will reimburse the City of Wichita for all cost of Engineering, Plans and inspection.

Plan Scale 1"=40'
Profile Scale 1"=40' Hor.
1"=4' Vert.

GRACE PRESBYTERIAN CHURCH, S.S.
CITY OF WICHITA, KANSAS
B. E. SMITH, CITY ENGINEER
PRIVATE PROJECT
DATE:

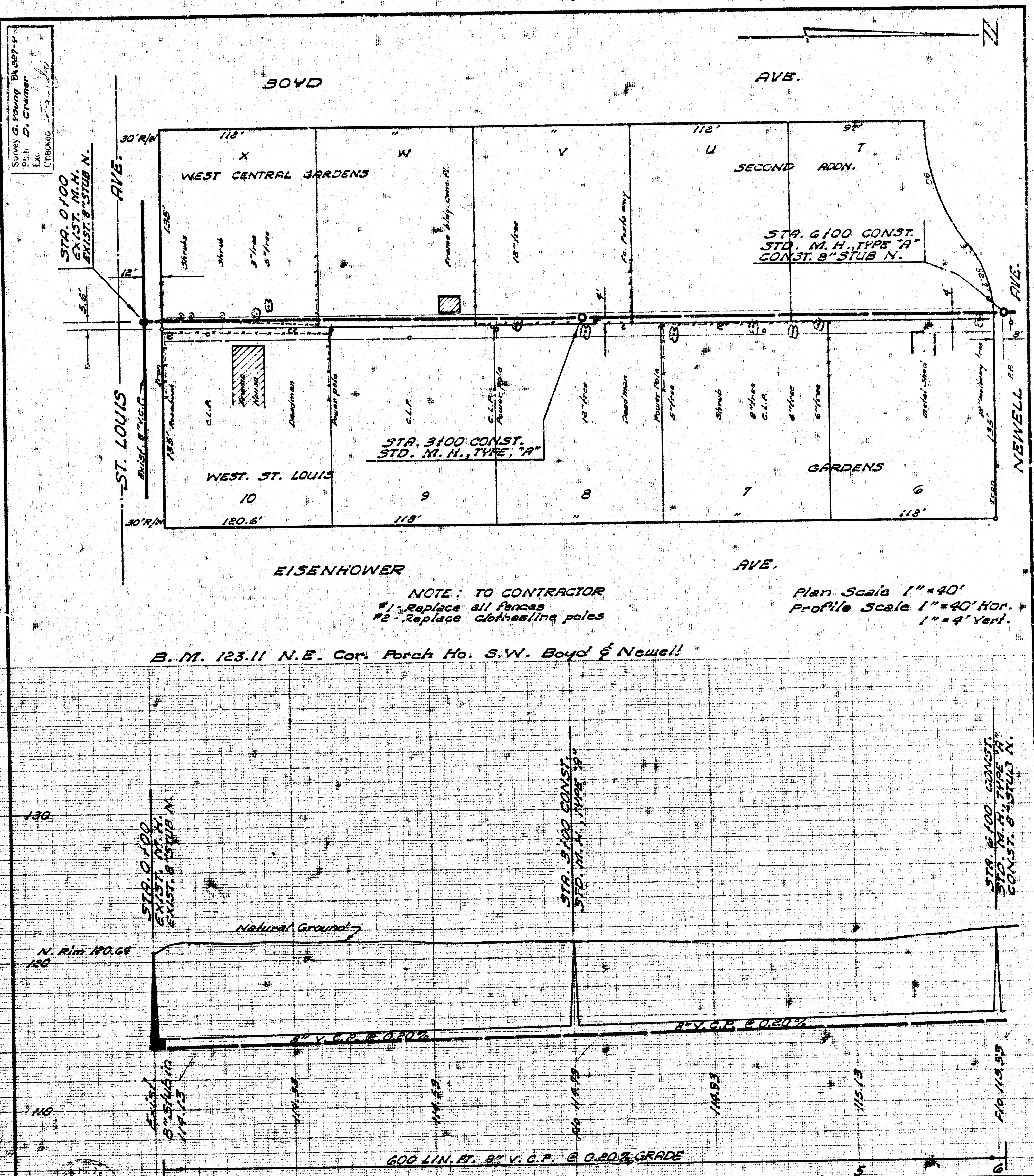
Survey G. Young Bk. 327-Y
Plan D. Cramer
Ex.
Checked
BOYD
AVE.
30' R/W
112'
X
W
V
U
T
WEST CENTRAL GARDENS
SECOND ADDN.
STA. 0+00
EXIST. M.H.
EXIST. 8" STUB N.
ST. LOUIS
AVE.
Exist. 8" V.C.P.
12'
5.6'
Shrubs
Shrub
Frame bldg. Conc. Fl.
12" tree
Fc. Posts only
Frame House
C.L.F.
Deadman
Power pole
Metal shed
STA. 6+00 CONST.
STD. M.H., TYPE "A"
CONST. 8" STUB N.
STA. 3+00 CONST.
STD. M.H., TYPE "A"
WEST ST. LOUIS
GARDENS
10
9
8
7
6
120.6'
118'
NEWELL
AVE.
130
120
110
N. Rim 120.64
Natural Ground
STA. 0+00 EXIST. M.H. EXIST. 8" STUB N.
STA. 3+00 CONST. STD. M.H., TYPE "A"
STA. 6+00 CONST. STD. M.H., TYPE "A" CONST. 8" STUB N.
8" V.C.P. @ 0.20%
8" V.C.P. @ 0.20%
Exist. 8" Stub in 114.13
114.33
114.53
Flo 114.73
114.93
115.13
Flo 115.33
600 LIN. FT. 8" V.C.P. @ 0.20% GRADE
5
6

NOTE: TO CONTRACTOR
#1 - Replace all fences
#2 - Replace clothesline poles

Plan Scale 1"=40'
Profile Scale 1"=40' Hor.
1"=4' Vert.

B.M. 123.11 N.E. Cor. Porch Ho. S.W. Boyd & Newell

LAT. 192, SUB. 5, S.S. 22
CITY OF WICHITA, KANSAS
B. E. SMITH, CITY ENGINEER
PROJECT NO. C26-58
DATE: SEPT. 1966

3 15 3 ⑤