




EXTENSION TO
SUBMAIN 8, S. S. NO. 22
 CITY OF WICHITA, KANSAS
 B. E. SMITH CITY ENGINEER
 NOV. 1964 PRIVATE CONTRACT

LAT. 36, SUBMAIN 17, S. S. NO. 22
 CITY OF WICHITA, KANSAS
 B. E. SMITH CITY ENGINEER
 NOV. 1964 PROJECT NO. C24-24



Plan Scale 1" = 40'
 Profile Scale 1" = 4' vert.