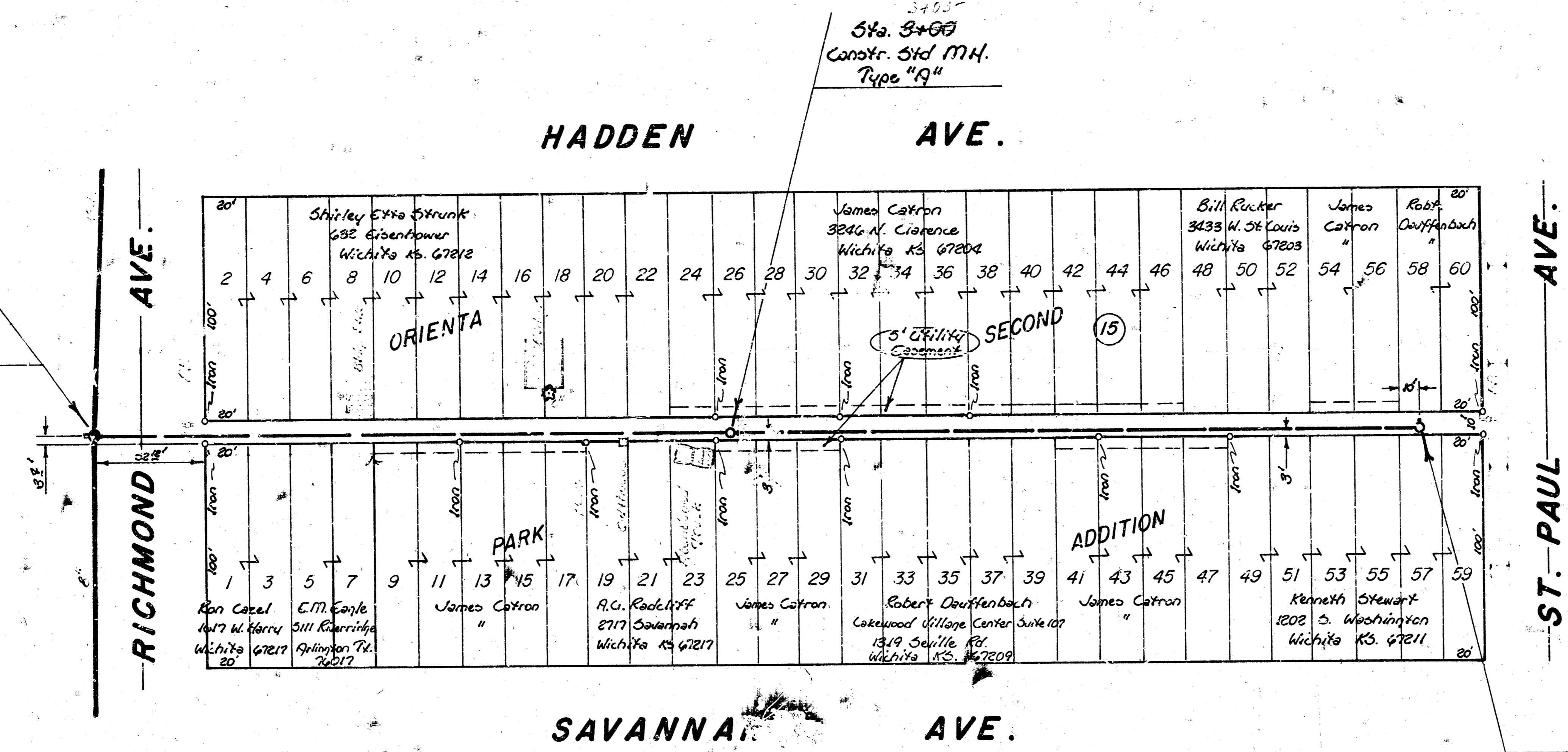


B.M. 102.20 RR Spt. E.R. PP SW Cor. Richmond & Savannah.
 B.M. 103.31 NW Cor. Conc. Pch SW Cor. Savannah & St. Paul.

NOTE: REMOVE OUTHOUSE TO FACILITATE CONSTRUCTION. OUTHOUSE TO BE REPLACED TO ITS ORIGINAL CONDITION. THIS WORK SHALL BE INCLUDED IN LUMP SUM PRICE BID FOR CLEARING RIGHT-OF-WAY.



NOTE: CONTRACTOR SHALL MOUND EXCESS EXCAVATED MATERIAL OVER THE SEWER PIPE WHERE NECESSARY TO MAINTAIN A MINIMUM COVER OF 30".


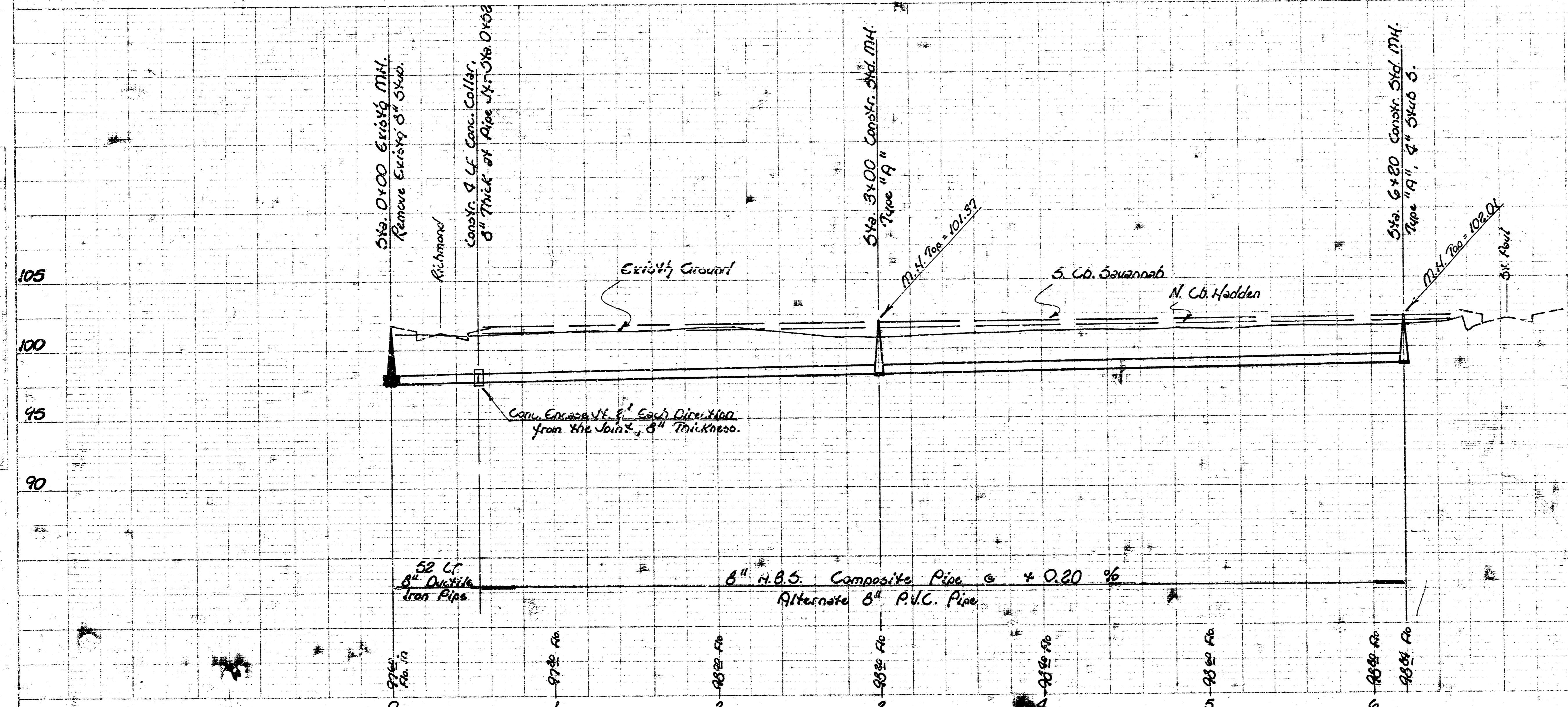
Sta. 6+80
 Constr. Std. MH.
 Type "A"
 4" Sub S. & N.

Scale:
 Plan: 1"=40'
 Profile: 1"=40' - Hor.
 1"=5' - Vert.



PLAN
 SHEET NO. 5179

PROFILES
 SHEET NO. 5180



Lat 11, Main 18, S.S. 22
 City of Wichita, KS.
 R. W. Linn — City Engineer
 Project No. —
 463-76-245-80707-000-000-001
 Date — / — /

FILMED FROM THE BEST AVAILABLE COPY.....