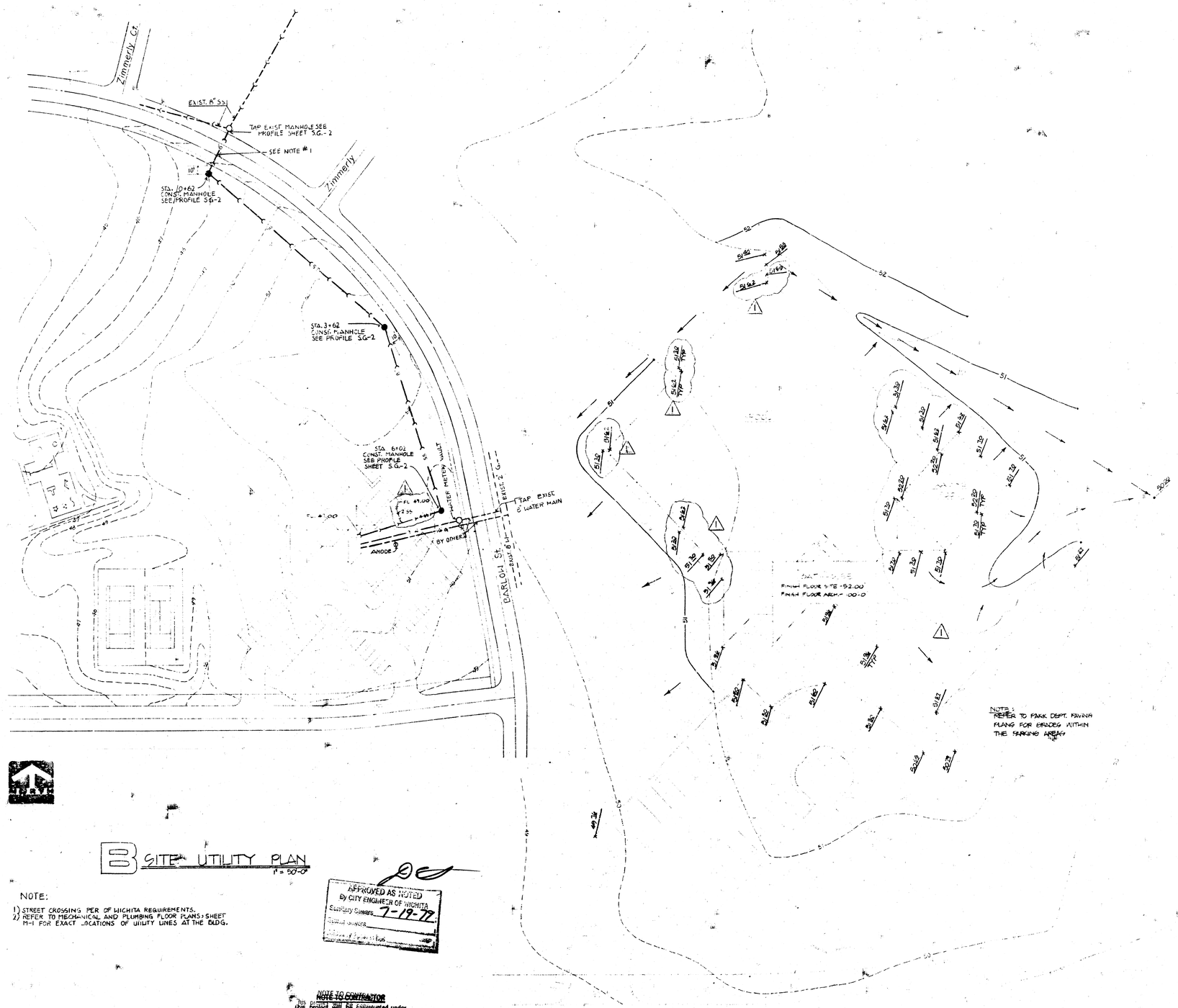

B SITE UTILITY PLAN
1" = 50'-0"

NOTE:

1) STREET CROSSING PER OF WICHITA REQUIREMENTS.
2) REFER TO MECHANICAL AND PLUMBING FLOOR PLANS, SHEET M-1 FOR EXACT LOCATIONS OF UTILITY LINES AT THE BLDG.

APPROVED AS NOTED
By CITY ENGINEER OF WICHITA
Sanitary Sewers 7-19-72

NOTE TO CONTRACTOR

This project will be constructed under the supervision of the CITY ENGINEER and conforming to the SPECIFICATIONS of the CITY OF WICHITA. The CONTRACTOR will reimburse the City of Wichita for all cost of [redacted] and inspection.

A SITE GRADING PLAN
1" = 20'-0"

Sanitary Sewer for Boston Park
468-76-245-80805-000-000-008

1/2

14 5 5 8

PRINTS ISSUED

DATE	PURPOSE	NO.

FOR CONSTRUCTION

REVISIONS

DATE	ITEM	NO.

LAW KINGDON, P.A.
ARCHITECTS & ENGINEERS

Copyright © 1976 Law/Kingdon, P.A.

DRAWN	CHECKED

RELATED DRAWINGS

SHELL	
DETAILS	
STRUCTURE	
MECHANICAL	
ELECTRICAL	
OTHER	

SEQUENCE NUMBER
OF ____ SHEETS

Boston Park
Swimming Pool
& Bathhouse
Wichita, Kansas

PROJECT NUMBER 7810

KEY PLAN

TENANT

SITE UTILITY AND GRADING
SHEET TITLE

TENANT NUMBER

SHEET NUMBER
SG1
OF ____ SHEETS

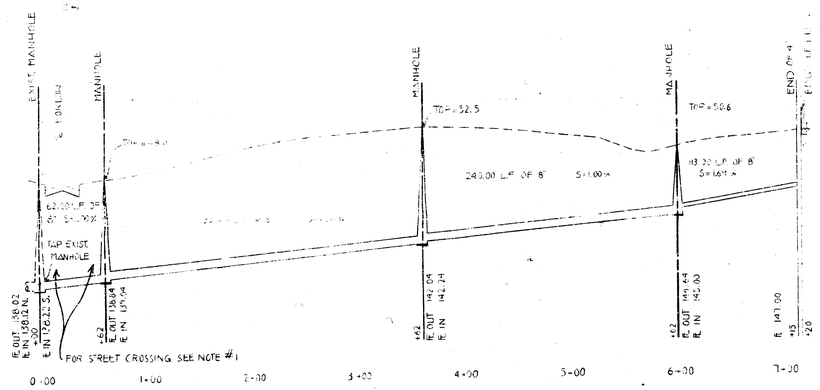

SANITARY SEWER PROFILE

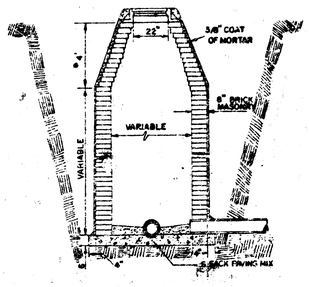

STANDARD MANHOLE TYPE "A"

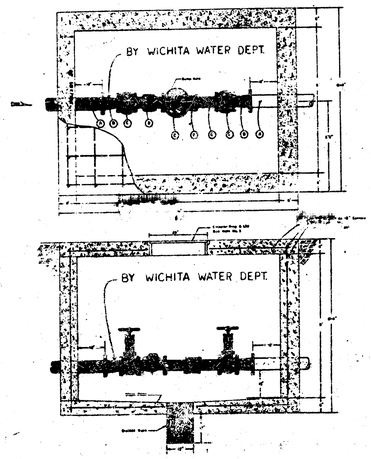

3" WATER METER VAULT

NOTES:

1) CONSTRUCTION SHALL BE PER CITY OF WICHITA REQUIREMENTS.

2) TYPE "C" MANHOLE MAY BE USED AS AN ALTERNATE TO TYPE "A" MANHOLE.

ALL SANITARY SEWER CONSTRUCTION SHALL BE IN ACCORDANCE WITH THE REQUIREMENTS OF THE CITY OF WICHITA.

PRINTS ISSUED

DATE	PURPOSE	NO.

FOR CONSTRUCTION

REVISIONS

DATE	ITEM	NO.

LAW KINGDON, P.A.
ARCHITECTS & ENGINEERS

Copyright ©1978 Law Kingdon, P.A.

DRAWN	CHECKED

RELATED DRAWINGS

SEE
DETAIL
STRUCTURE
MECHANICAL
ELECTRICAL
OTHER

SEQUENCE NUMBER

OF SHEETS

Boston Park
Swimming Pool
& Bathhouse
Wichita, Kansas

PROJECT NUMBER 7810

KEY PLAN

TENANT

SANITARY SEWER
PROFILES AND DETAILS

SHEET TITLE

TENANT NUMBER

SHEET NUMBER

OF SHEETS

2/2