

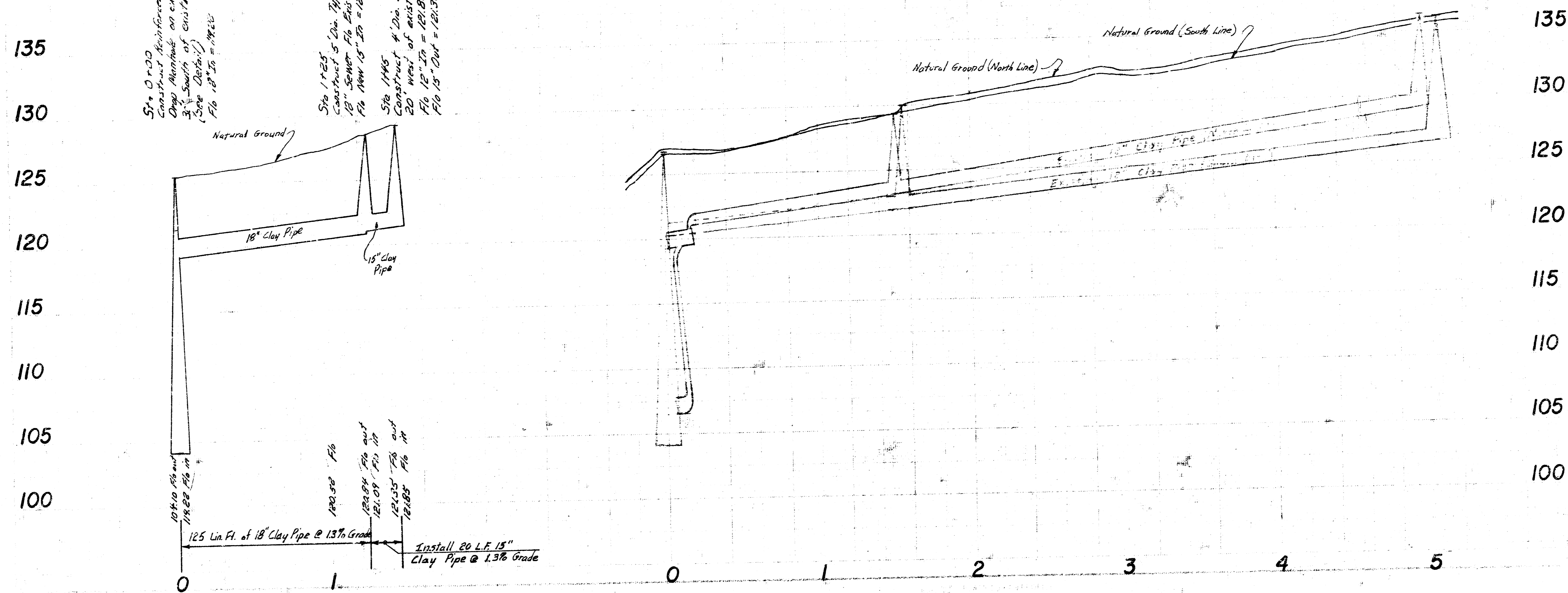
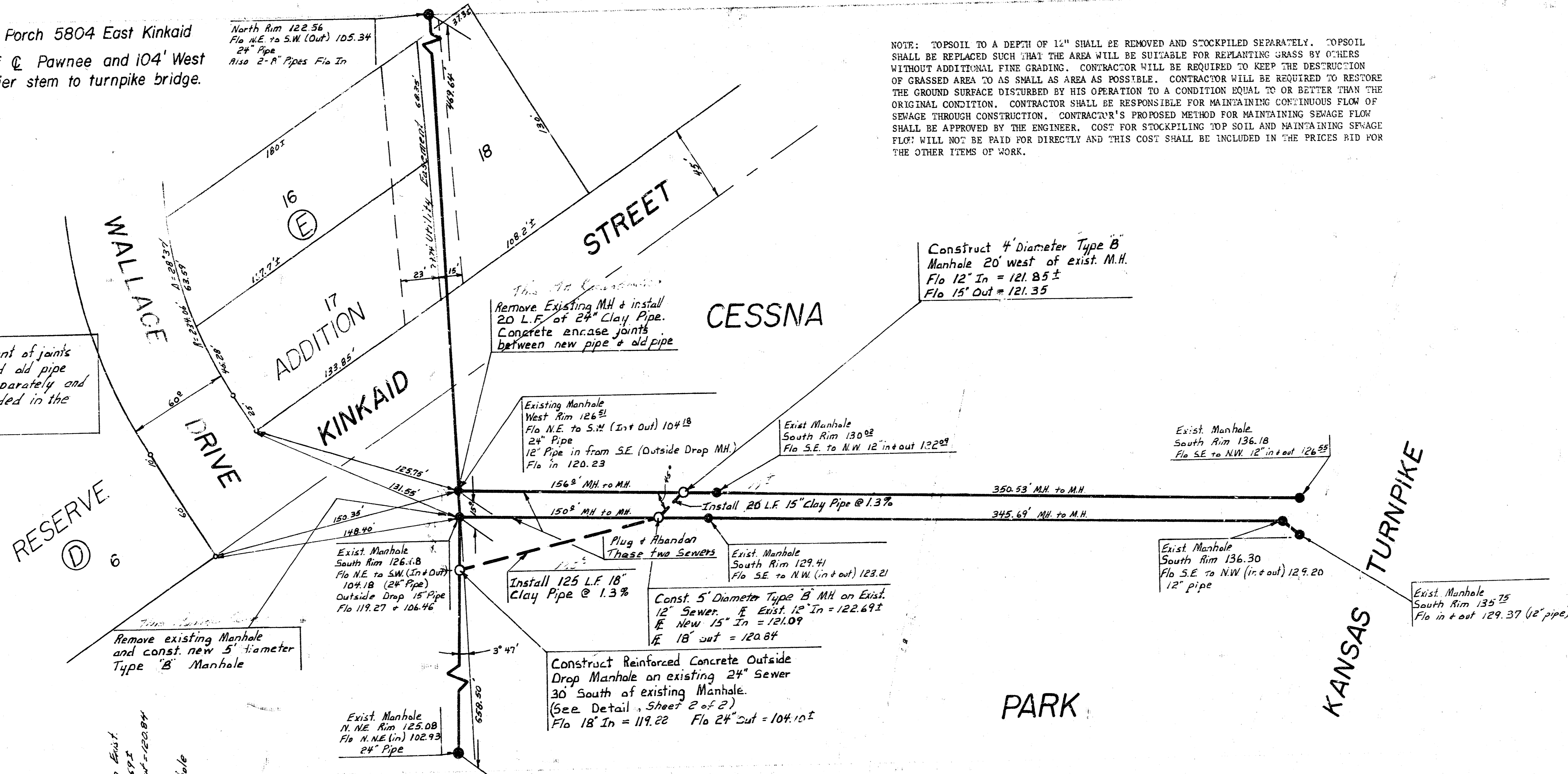
BM 126.03 S.E. Corner Concrete Porch 5804 East Kinkaid  
 BM 121.76 City Std, 44' north of C Pawnee and 104' West  
 of west fc. of N.W. pier stem to turnpike bridge.

North Rim 128.56  
 Flo a.E. to S.W. (Out) 105.34  
 24" Pipe  
 Also 2" Pipes Flo In

NOTE: TOPSOIL TO A DEPTH OF 1 1/2" SHALL BE REMOVED AND STOCKPILED SEPARATELY. TOPSOIL SHALL BE REPLACED SUCH THAT THE AREA WILL BE SUITABLE FOR REPLANTING GRASS BY OTHERS WITHOUT ADDITIONAL FINE GRADING. CONTRACTOR WILL BE REQUIRED TO KEEP THE DESTRUCTION OF GRASSED AREA TO AS SMALL AS AREA AS POSSIBLE. CONTRACTOR WILL BE REQUIRED TO RESTORE THE GROUND SURFACE DISTURBED BY HIS OPERATION TO A CONDITION EQUAL TO OR BETTER THAN THE ORIGINAL CONDITION. CONTRACTOR SHALL BE RESPONSIBLE FOR MAINTAINING CONTINUOUS FLOW OF SEWAGE THROUGH CONSTRUCTION. CONTRACTOR'S PROPOSED METHOD FOR MAINTAINING SEWAGE FLOW SHALL BE APPROVED BY THE ENGINEER. COST FOR STOCKPILING TOP SOIL AND MAINTAINING SEWAGE FLOW WILL NOT BE PAID FOR DIRECTLY AND THIS COST SHALL BE INCLUDED IN THE PRICES BID FOR THE OTHER ITEMS OF WORK.

Plan Scale 1" = 40'  
 Profile Scale 1" = 40' Horiz.  
 1" = 5' Vert.

Note: Concrete Encasement of joints connecting new pipe and old pipe will not be paid for separately and this cost shall be included in the unit price bid for pipe.



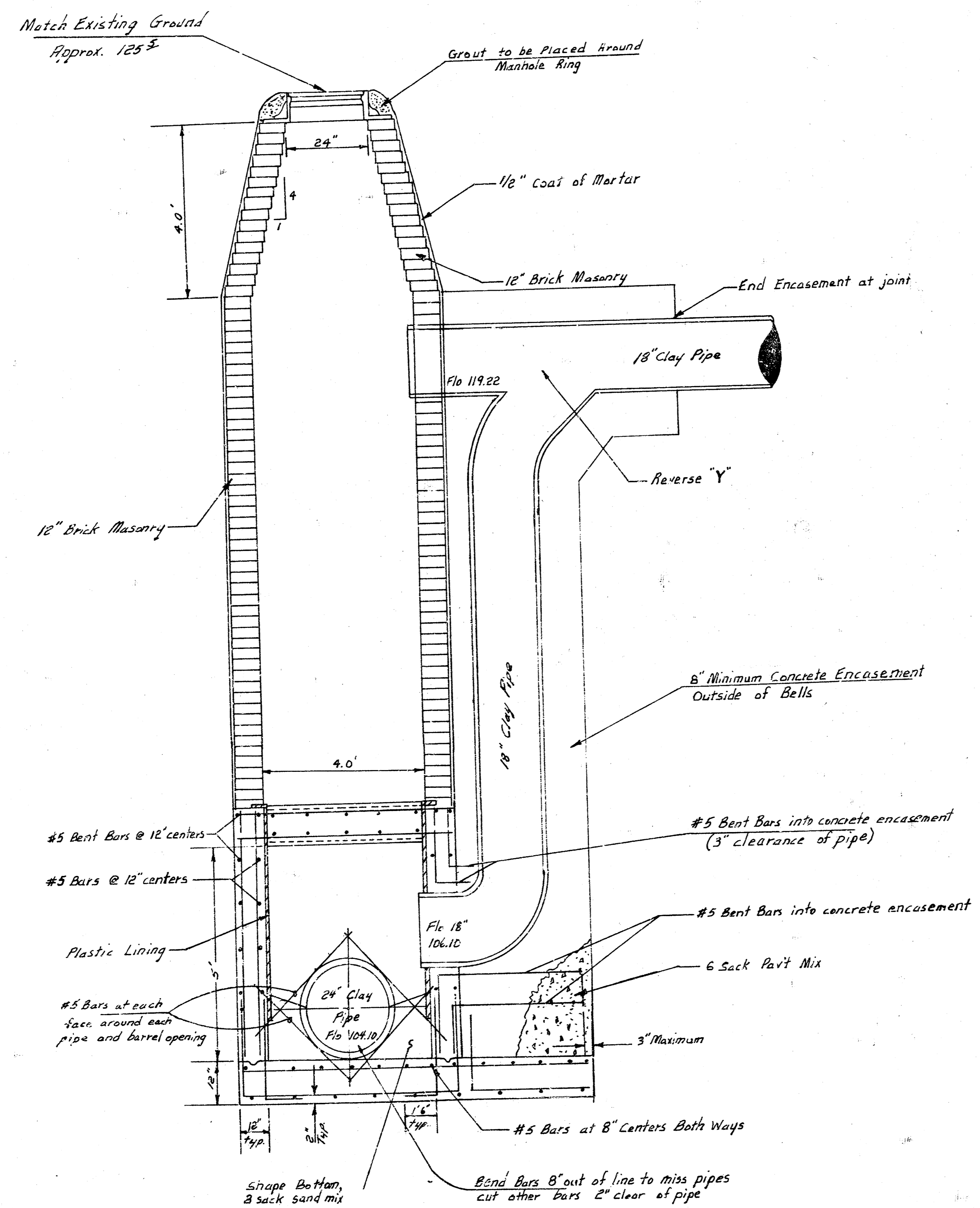
Sta 0+00  
 Construct Reinforced Concrete Outside Drop Manhole on existing 24" Sewer 3' south of existing manhole. (See Detail)  
 Flo 18" In = 121.22 Flo 18" Out = 121.07

Sta 1+25  
 Construct 5' Dia. Type B Manhole on East Side of 24" Sewer Flo In = 122.67 Flo 18" In = 121.07 Flo 18" Out = 120.84

Sta 1+45  
 Construct 4" Dia. Type B Manhole 20' West of exist. M.H. Flo 12" In = 121.85 Flo 15" Out = 121.35

RECONSTRUCTION OF MANHOLES AT JUNCTURE BETWEEN MCCONNELL AIR BASE SEWERS AND 24" WIS ON S.E. CORNER OF KINKAID & WALLACE CITY OF WICHITA, KANSAS  
 R. W. LINN CITY ENGINEER  
 Project No. 576 80 700 50360 430 000 002

# REINFORCED CONCRETE MANHOLE DETAILS (NO SCALE)



**RECONSTRUCTION OF MANHOLES AT JUNCTURE  
 BETWEEN MCCONNELL AIR BASE SEWERS AND  
 24" WIS ON S.E. CORNER OF KINKAID & WALLACE  
 CITY OF WICHITA, KANSAS**  
 R. W. LINN      CITY ENGINEER  
 Project No. 576 80 700 50380 430 000 002