PLANS

FOR

SANITARY SEWER EXTENSIONS
NORTHFORK ADDITION

CITY OF BEL AIRE

1982

MS 282

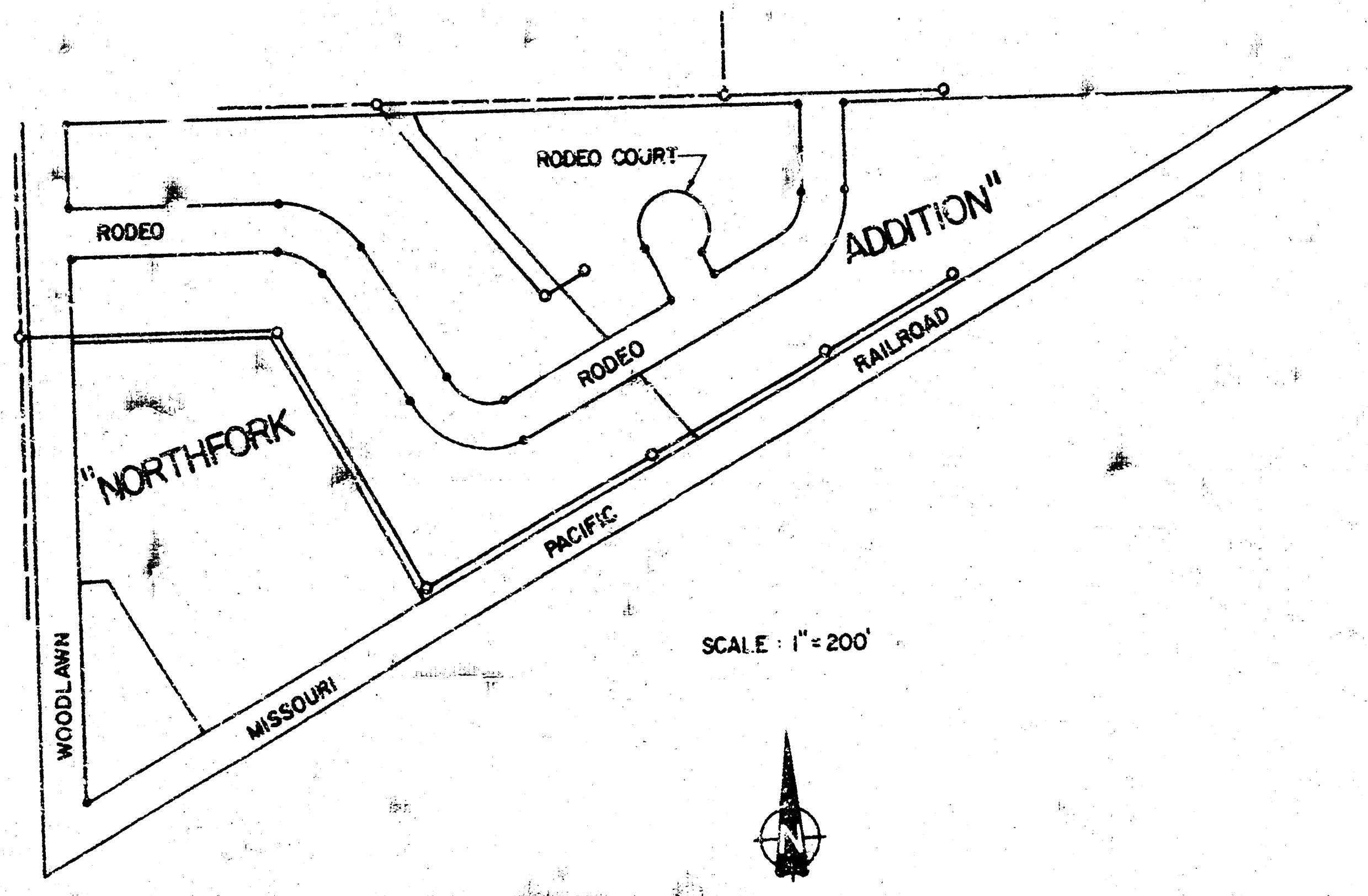
RODEO COURT
RODEO
RODEO
"NORTHFORK
ADDITION"
WOODLAWN
MISSOURI
PACIFIC
RAILROAD
N

SCALE : 1" = 200'

NOTE TO CONTRACTOR

This project will be constructed under the supervision of the CITY ENGINEER and conforming to the SPECIFICATIONS of the CITY OF WICHITA. The CONTRACTOR will prepay the City of Wichita for all costs of Inspection.

6-25-82

APPROVED AS NOTED
By CITY ENGINEER OF WICHITA
Sanitary Sewers D.C.S.
Storm Sewers________
Driveway Approaches ________

Charles M Goodness
CHARLES M. GOODNESS
LICENSED
KANSAS
PROFESSIONAL ENGINEER

REISS & GOODNESS ENGINEERS
2100 WEST 21ST STREET
WICHITA, KANSAS 67204
(316) 832 0213

1/5

SCALE NOTED	PROJECT NO.	
DATE 4-5-82	SHEET 1	OF 5

REVISION	DRAWN BY	CHECKED BY	DESIGNED BY	PROJECT	CUSTOMER

P-5 . 1-5

FINAL PLAT OF

NORTHFORK

AN ADDITION TO BEL AIRE, SEDGWICK COUNTY KANSAS

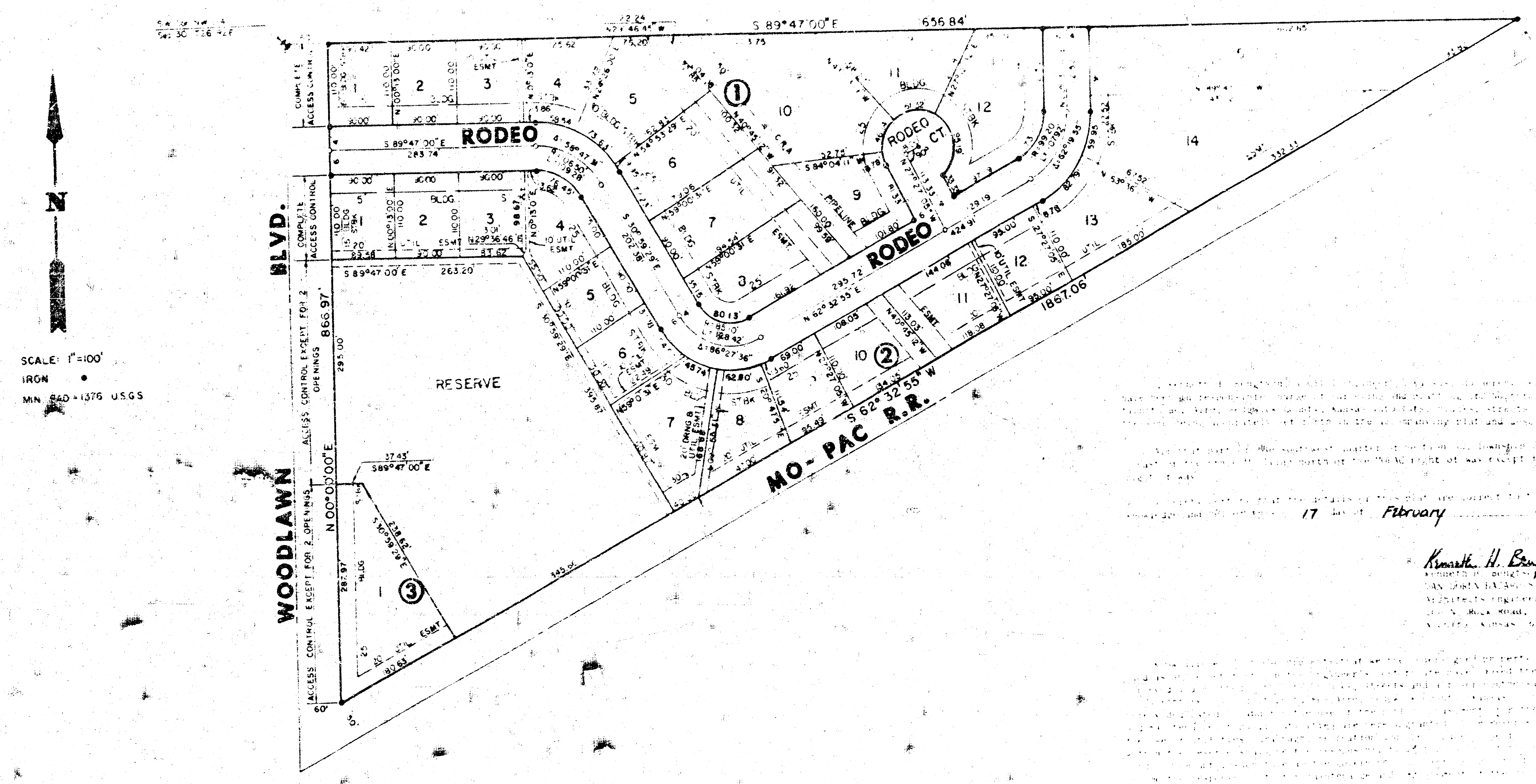
N
SCALE: 1"=100'
IRON ●
MIN. 840+1376 U.S.G.S.
S 89°47'00" E
656.84'
RODEO
RODEO CT
RODEO
BLVD.
WOODLAWN
RESERVE
MO-PAC R.R.
S 62°32'55" W
1867.06
866.97
N 00°00'00" E
S 89°47'00" E
263.20
283.74
①
②
③
BLDG
ESMT
COMPLETE ACCESS CONTROL
ACCESS CONTROL EXCEPT FOR 2 OPENINGS

17 February 52

Kenneth H. Bengtson

Katheryn J. Bauman
KATHERYN J. BAUMAN

2 2 83

David H. Brasted
DAVID H. BRASTED

18th February

DAVID H. BRASTED
EXECUTIVE VICE PRESIDENT

Carleeta Price
CARLEETA PRICE

12/15/82

NOTARY PUBLIC
Sedgwick County, Kansas
12/15/82

Dated this 17 day of FEBRUARY 1982

Elmer S. Peters, Chairman

Pat Norman, Secretary

This plat approved and all dedications shown hereon, if any, accepted by the City Commission of the City of Bel Aire, Kansas this 17 day of FEBRUARY, 1982

Mayor

This plat approved and all dedications shown hereon, if any accepted by the Board of County Commissioners of Sedgwick County, Kansas this 23rd day of March, 1982.

Chairman
Jack Spratt

Tom Scott, Commissioner
Tom Scott

Donald E. Gragg, Commissioner
Donald E. Gragg

Attest Dorothy K. White, County Clerk
By Michael T. Sawyer
MICHAEL T. SAWYER, Deputy

23rd day of March

Dorothy K. White, County Clerk
By Michael T. Sawyer
MICHAEL T. SAWYER, Deputy

2:00 PM 23RD MARCH

Bette J. McCart

Pat Kettler

#576283

William L. Oliver, Jr.

20.00

SANITARY SEWER EXTENSIONS **NORTHFORK ADDN-CITY OF BEL AIRE**

SHEET 2 OF 5

2/5

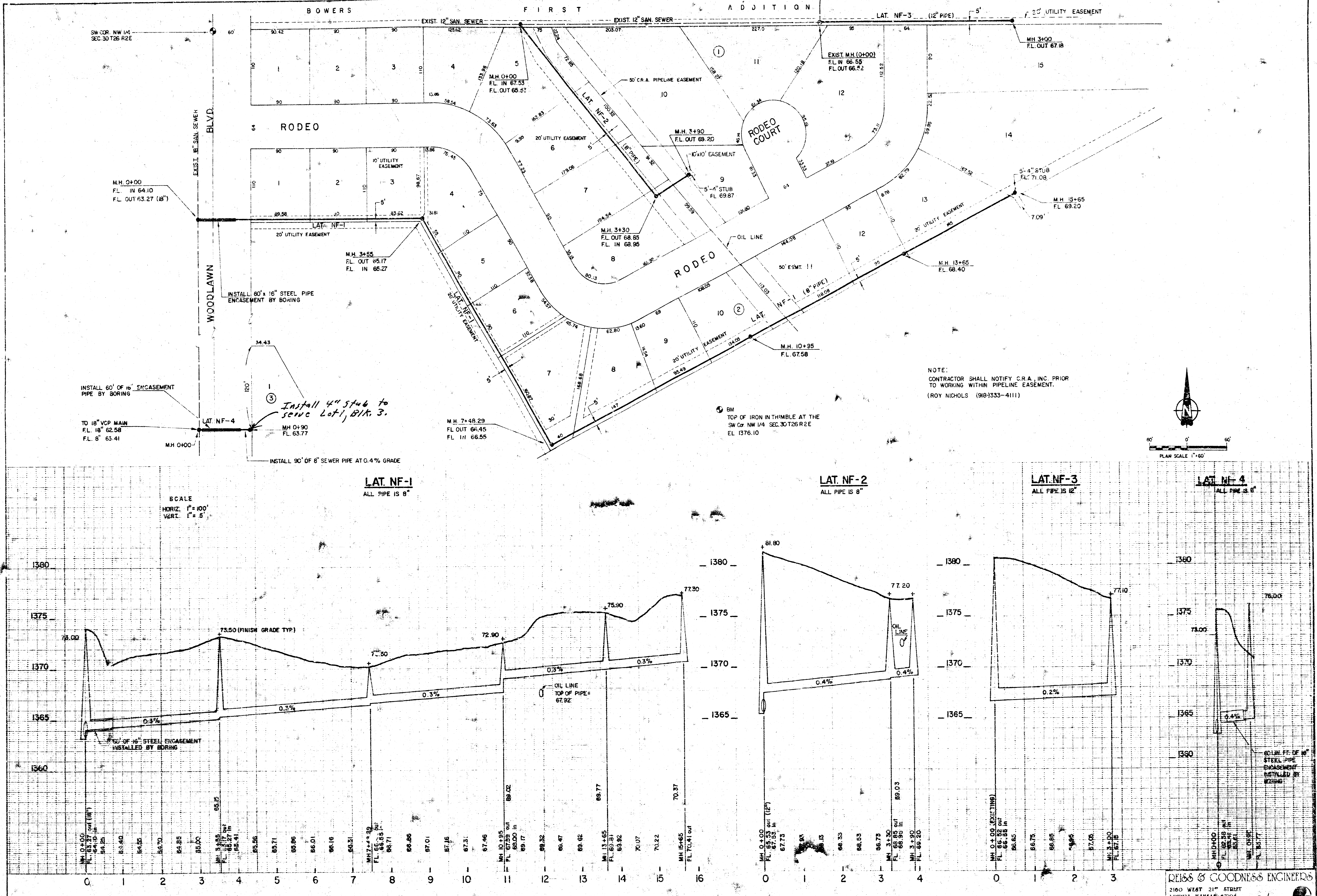
BOWERS FIRST ADDITION
EXIST. 12" SAN. SEWER
LAT. NF-3 (12" PIPE)
20' UTILITY EASEMENT
SW COR. NW 1/4 SEC. 30 T26 R2E
MH 3+00 F.L. OUT 67.18
EXIST. M.H. (0+00) F.L. IN 66.55 F.L. OUT 66.52
M.H. 0+00 F.L. IN 67.53 F.L. OUT 65.53
50' C.R.A. PIPELINE EASEMENT
LAT. NF-2 (8" PIPE)
M.H. 3+90 F.L. OUT 69.20
10'x10' EASEMENT
5'-4" STUB F.L. 69.87
RODEO COURT
RODEO
EXIST. 18" SAN. SEWER
WOODLAWN BLVD.
M.H. 0+00 F.L. IN 64.10 F.L. OUT 63.27 (18")
LAT. NF-1
20' UTILITY EASEMENT
10' UTILITY EASEMENT
M.H. 3+30 F.L. OUT 68.65 F.L. IN 68.95
OIL LINE
5'-4" STUB F.L. 71.08
M.H. 15+65 F.L. 69.20
M.H. 3+55 F.L. OUT 65.17 F.L. IN 65.27
INSTALL 60' x 16" STEEL PIPE ENCASEMENT BY BORING
50' ESMT.
LAT. NF-1 (8" PIPE)
M.H. 13+65 F.L. 68.40
M.H. 10+95 F.L. 67.58
INSTALL 60' OF 16" ENCASEMENT PIPE BY BORING
Install 4" stub to serve Lot 1, Blk. 3.
TO 18" VCP MAIN F.L. 18" 62.58 F.L. 8" 63.41
LAT. NF-4
MH 0+90 F.L. 63.77
M.H 0+00
INSTALL 90' OF 8" SEWER PIPE AT 0.4% GRADE
M.H. 7+48.29 F.L. OUT 66.45 F.L. IN 66.55
BM TOP OF IRON IN THIMBLE AT THE SW Cor. NW 1/4 SEC. 30 T26 R2E EL 1376.10
PLAN SCALE 1"=60'
LAT. NF-1 ALL PIPE IS 8"
SCALE HORIZ. 1"=100' VERT. 1"=5'
73.50 (FINISH GRADE TYP.)
60' OF 16" STEEL ENCASEMENT INSTALLED BY BORING
OIL LINE TOP OF PIPE = 67.92
LAT. NF-2 ALL PIPE IS 8"
LAT. NF-3 ALL PIPE IS 12"
LAT. NF-4 ALL PIPE IS 8"
60 LIN. FT. OF 16" STEEL PIPE ENCASEMENT INSTALLED BY BORING
0.3%
0.4%
0.2%
1380
1375
1370
1365
1360

NOTE:
CONTRACTOR SHALL NOTIFY C.R.A., INC. PRIOR TO WORKING WITHIN PIPELINE EASEMENT.
(ROY NICHOLS (918)-333-4111)

REVISED JUNE 23, 1982

REISS & GOODNESS ENGINEERS
2160 WEST 21ST STREET
WICHITA, KANSAS 67204
(316) 832-0213

3/5

REVISION	DRAWN BY	CHECKED BY	DESIGNED BY	PROJECT		CUSTOMER		SCALE	DATE	PROJECT NO.	SHEET
					SANITARY SEWER EXTENSIONS		NORTHF[illegible] ADDN. - CITY OF BEL AIRE	GIVEN	4-6-82	MS 282	3 OF 5

[illegible] BE PLA[illegible] AR[illegible] N[illegible] MANHOLE RING ONLY WHEN MANHOLE IS CONSTRUCTED IN UNPAVED AREAS (TYPICAL ALL MANHOLES)

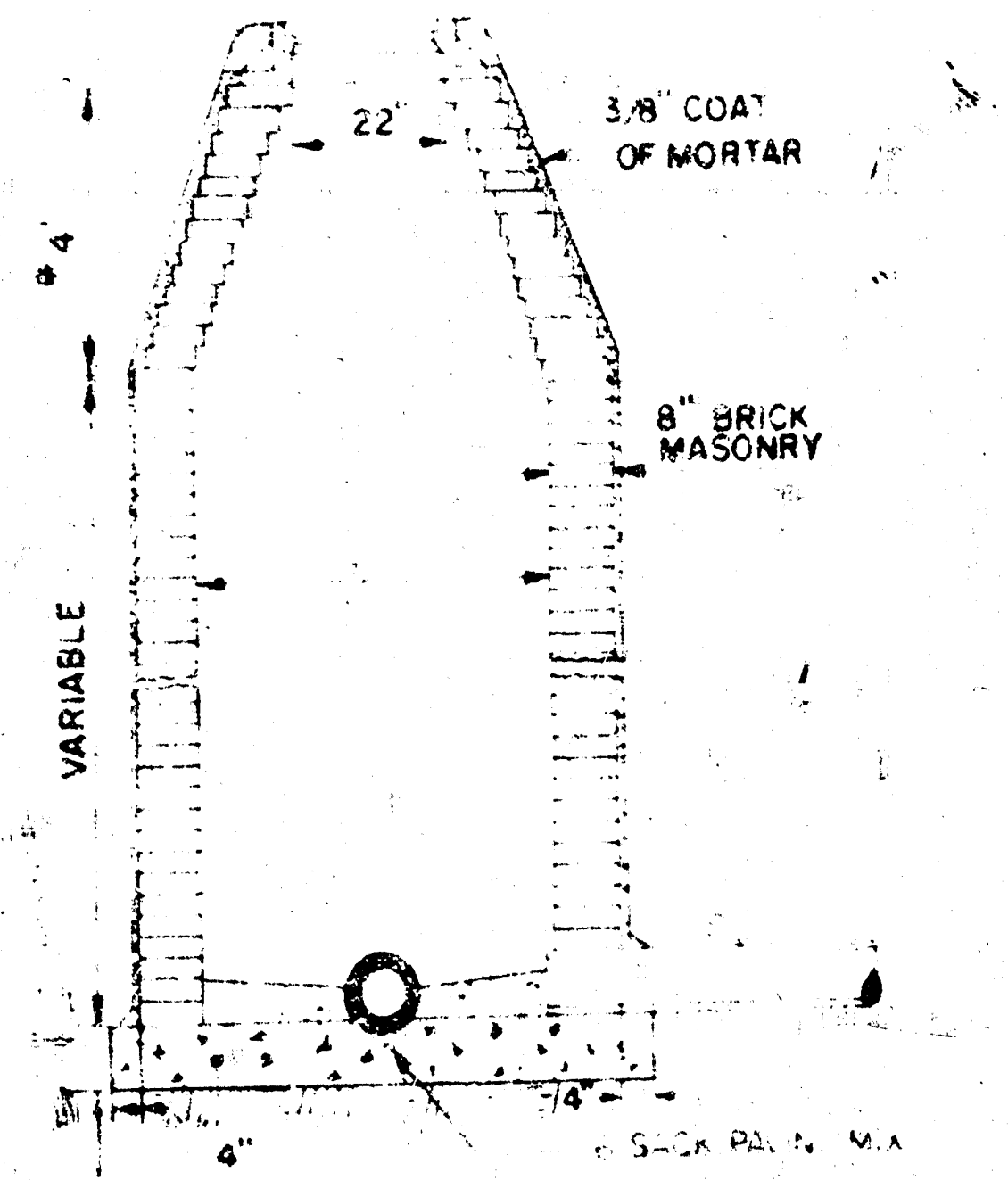
3/8" COAT OF MORTAR
22"
4'
8" BRICK MASONRY
VARIABLE
9"
4"
4"
6 SACK PAVING MIX

STANDARD MANHOLE TYPE "A"

* DRAW = 6' ON 5' DIA. M.H.

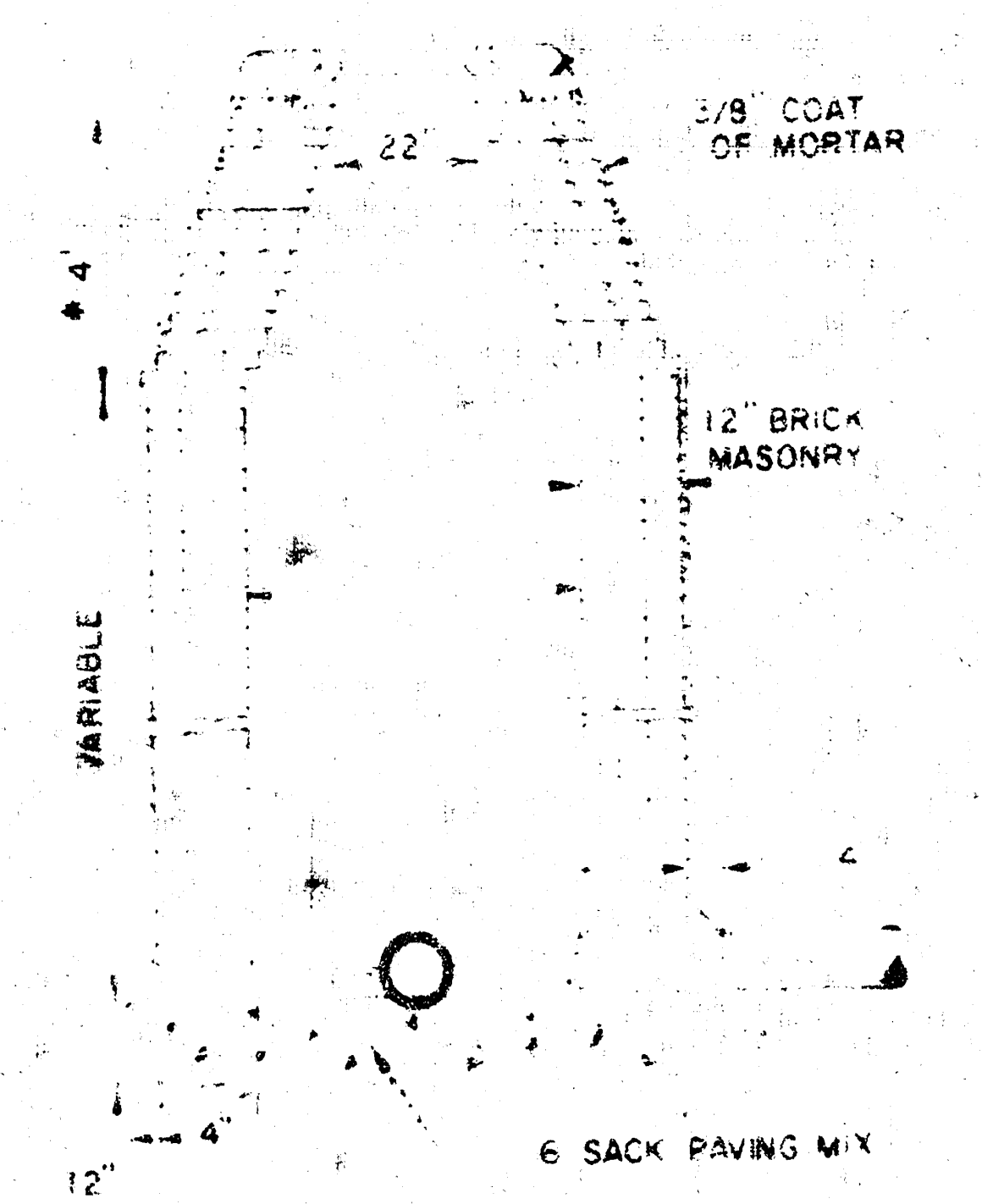
3/8" COAT OF MORTAR
22"
4'
12" BRICK MASONRY
VARIABLE
4"
12"
6 SACK PAVING MIX

STANDARD MANHOLE TYPE "B"

NOTE: REINFORCING STEEL SHALL BE INSTALLED IN THE MANHOLE BASES 6" ABOVE THE BOTTOM. REINFORCING STEEL SHALL CONSIST OF NO. 4 BARS PLACED ON 6" CENTERS IN BOTH DIRECTIONS. THE COST OF REINFORCING STEEL IS TO BE INCLUDED IN THE PRICE BID FOR THE MANHOLE.

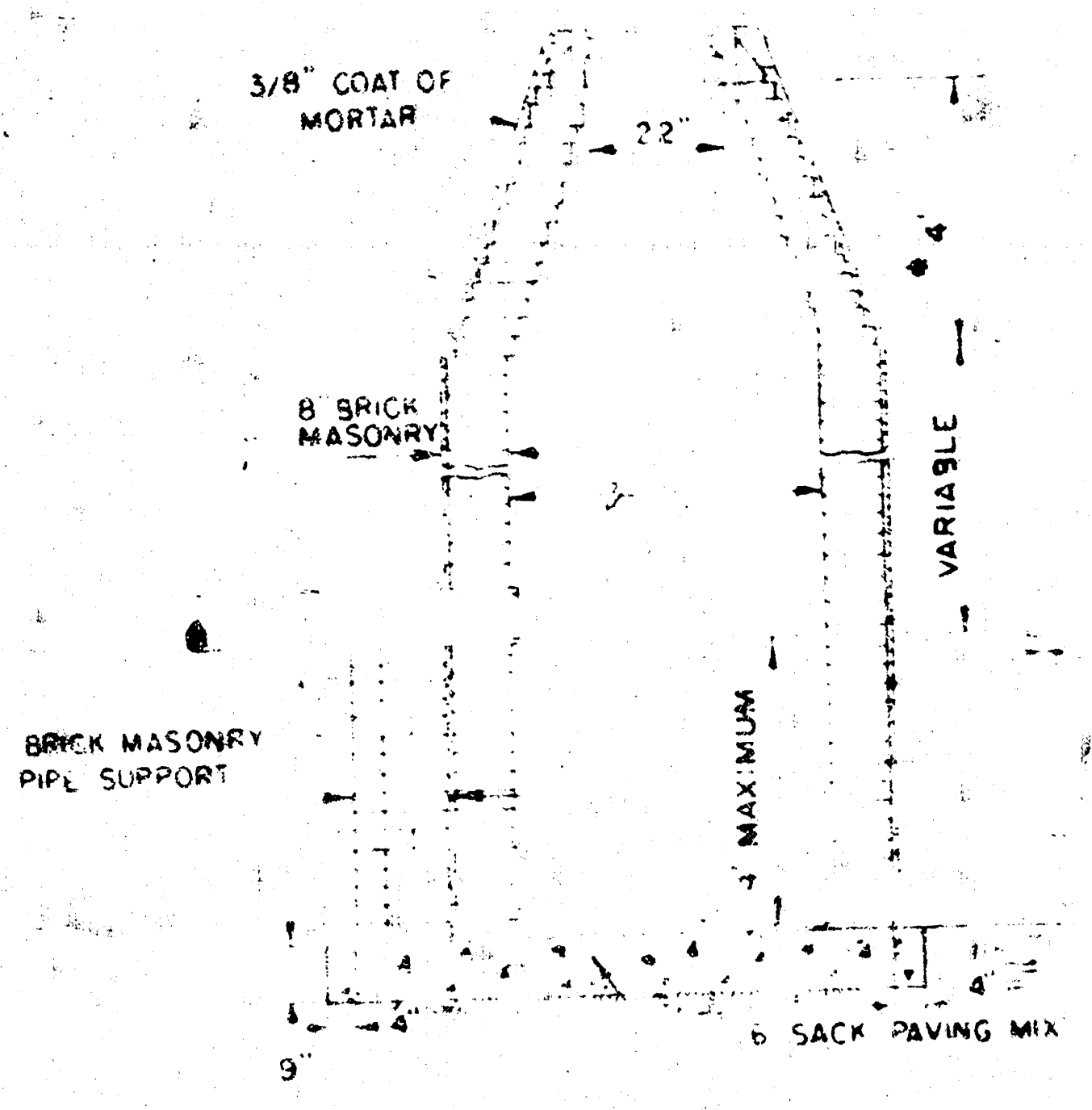
3/8" COAT OF MORTAR
22"
4'
8" BRICK MASONRY
VARIABLE
BRICK MASONRY PIPE SUPPORT
MAXIMUM
4"
9"
6 SACK PAVING MIX

DROP MANHOLE TYPE "A"

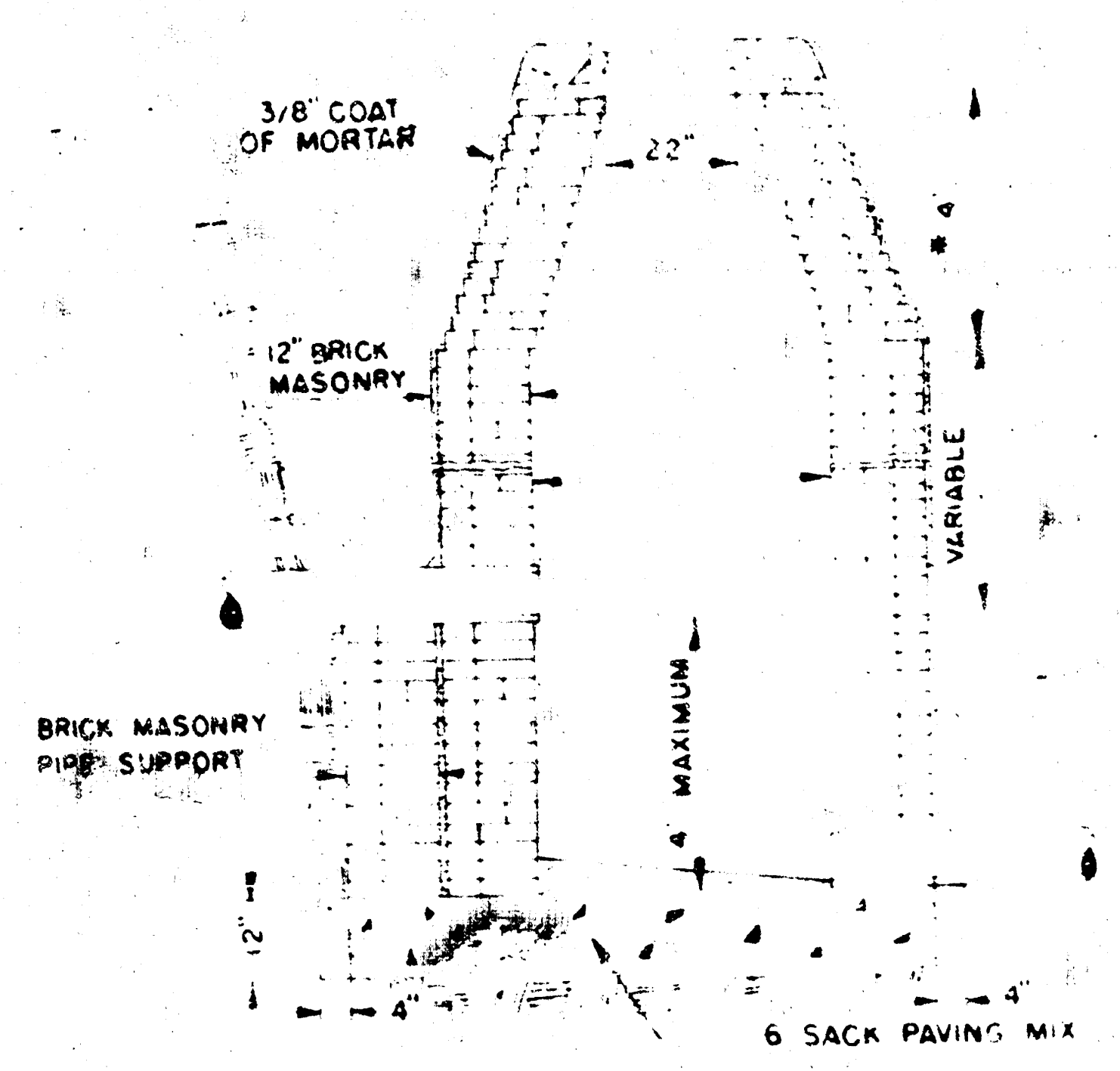
3/8" COAT OF MORTAR
22"
4'
12" BRICK MASONRY
VARIABLE
BRICK MASONRY PIPE SUPPORT
MAXIMUM
12"
4"
4"
6 SACK PAVING MIX

DROP MANHOLE TYPE "B"

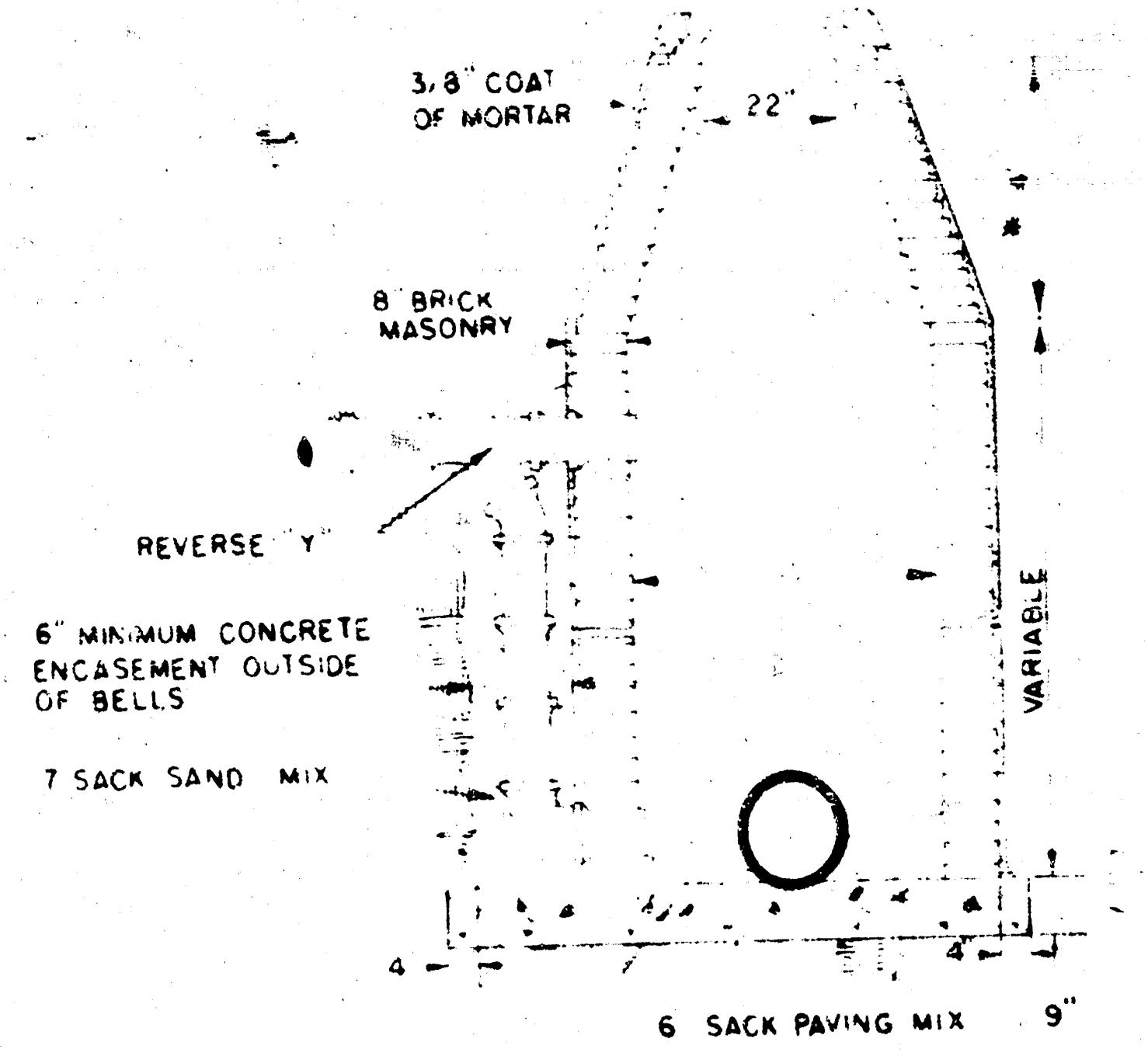
3/8" COAT OF MORTAR
22"
4'
8" BRICK MASONRY
REVERSE "Y"
6" MINIMUM CONCRETE ENCASEMENT OUTSIDE OF BELLS
7 SACK SAND MIX
VARIABLE
4"
6 SACK PAVING MIX
9"

OUTSIDE DROP MANHOLE TYPE "A"

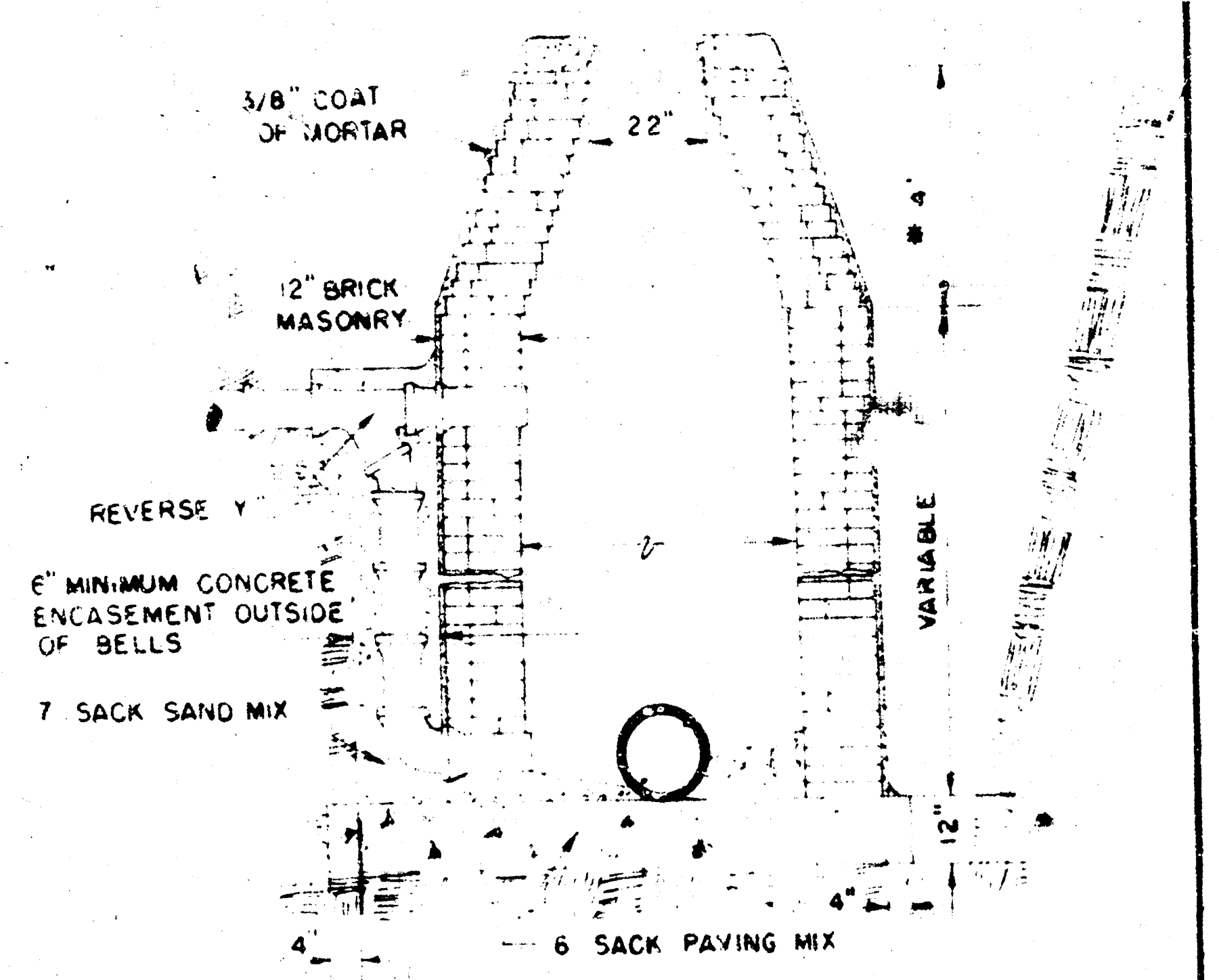
3/8" COAT OF MORTAR
22"
4'
12" BRICK MASONRY
REVERSE Y
6" MINIMUM CONCRETE ENCASEMENT OUTSIDE OF BELLS
7 SACK SAND MIX
VARIABLE
12"
4"
4"
6 SACK PAVING MIX

OUTSIDE DROP MANHOLE TYPE "B"

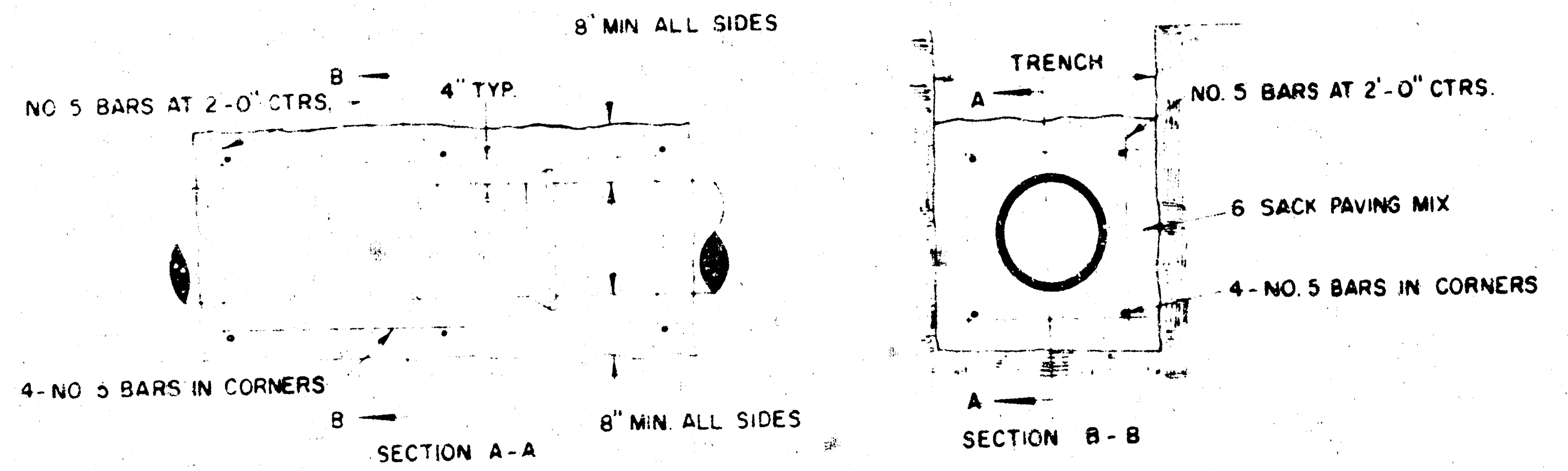
8" MIN ALL SIDES
B
NO 5 BARS AT 2'-0" CTRS.
4" TYP.
4-NO 5 BARS IN CORNERS
B
SECTION A-A
8" MIN. ALL SIDES
TRENCH
A
NO. 5 BARS AT 2'-0" CTRS.
6 SACK PAVING MIX
4-NO. 5 BARS IN CORNERS
A
SECTION B-B

REINFORCED CONCRETE ENCASEMENT

NOTE: CONCRETE ENCASEMENT AND CONCRETE CRADLE SHALL BEGIN AND END AT A JOINT WHEN CLAY PIPE IS USED.

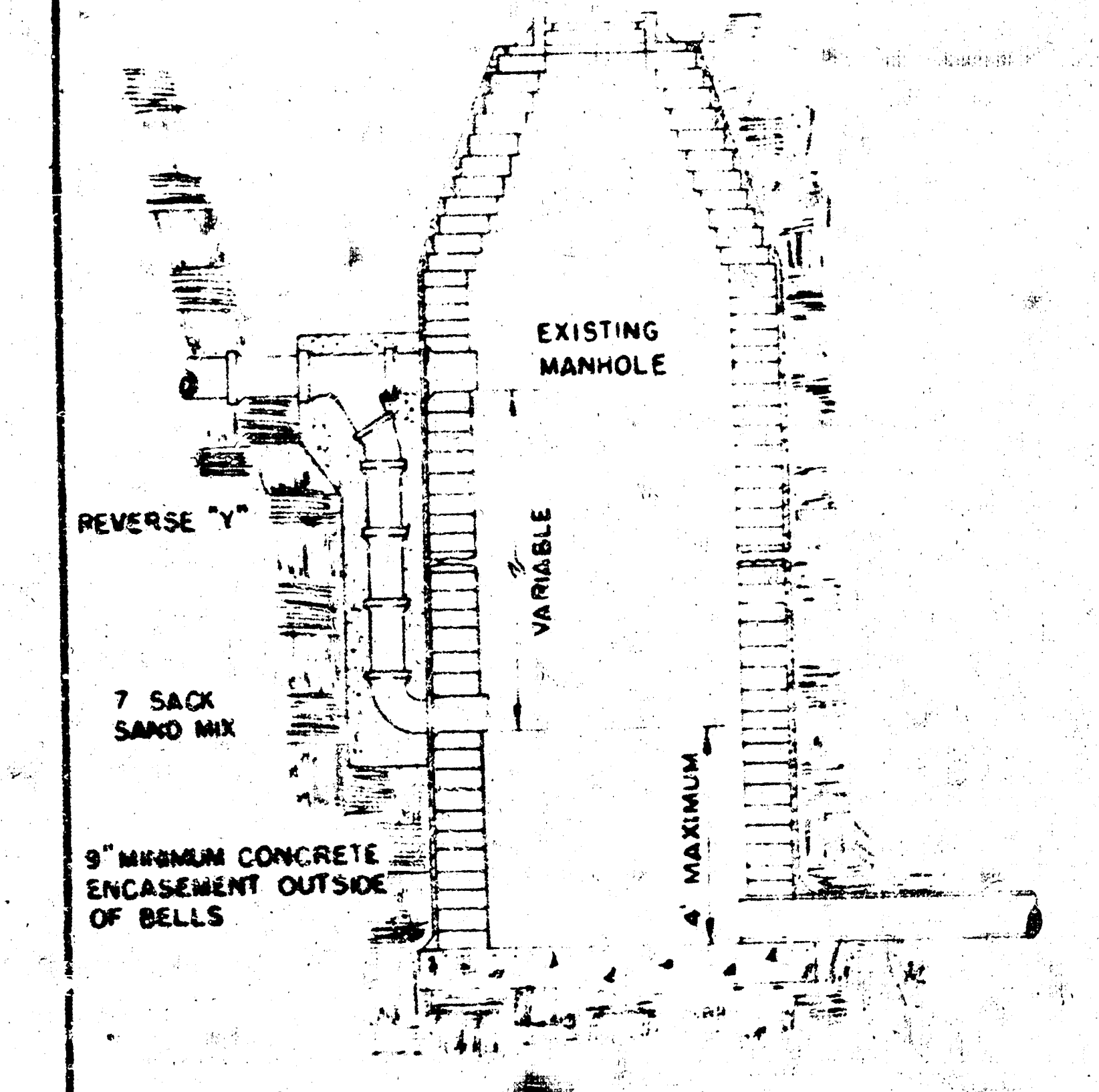
EXISTING MANHOLE
REVERSE "Y"
VARIABLE
7 SACK SAND MIX
MAXIMUM
9" MINIMUM CONCRETE ENCASEMENT OUTSIDE OF BELLS

DETAIL OF DROP STACK

FOR EXISTING MANHOLES IN GROUND WATER

GENERAL NOTES

- MORTAR USED IN MASONRY CONSTRUCTION SHALL CONTAIN 8 SACKS OF CEMENT PER CUBIC YARD.
- STANDARD MANHOLES TYPE A OR TYPE B AND STANDARD DROP MANHOLES TYPE A OR TYPE B SHALL BE BID AS STANDARD MANHOLES FOR THE TYPE AND DIAMETER INDICATED. OUTSIDE DROP MANHOLES SHALL BE BID AS STANDARD OUTSIDE DROP MANHOLES FOR THE TYPE AND DIAMETER INDICATED. ALL MANHOLE DIAMETERS WILL BE 4' UNLESS INDICATED OTHERWISE. MANHOLES WITH PIPE SIZES LARGER THAN 24" SHALL BE 5' DIAMETER.
- THE FLOORS OF ALL MANHOLES SHALL BE SHAPED TO INCREASE HYDRAULIC EFFICIENCY USING 8 SACK SA[illegible] CONCRETE.
- PIPES INSTALLED WITHIN THE MANHOLE EXCAVATION SHALL BE CRADLED WITH CONCRETE TO THE LIMITS OF THE MANHOLE EXCAVATION. COST OF CRADLE WITHIN MANHOLE EXCAVATION SHALL BE INCLUDED IN THE PRICE BID FOR THE MANHOLE. CRADLE SHALL EXTEND TO FIRST JOINT OUTSIDE OF MANHOLE WHEN CLAY PIPE IS USED.

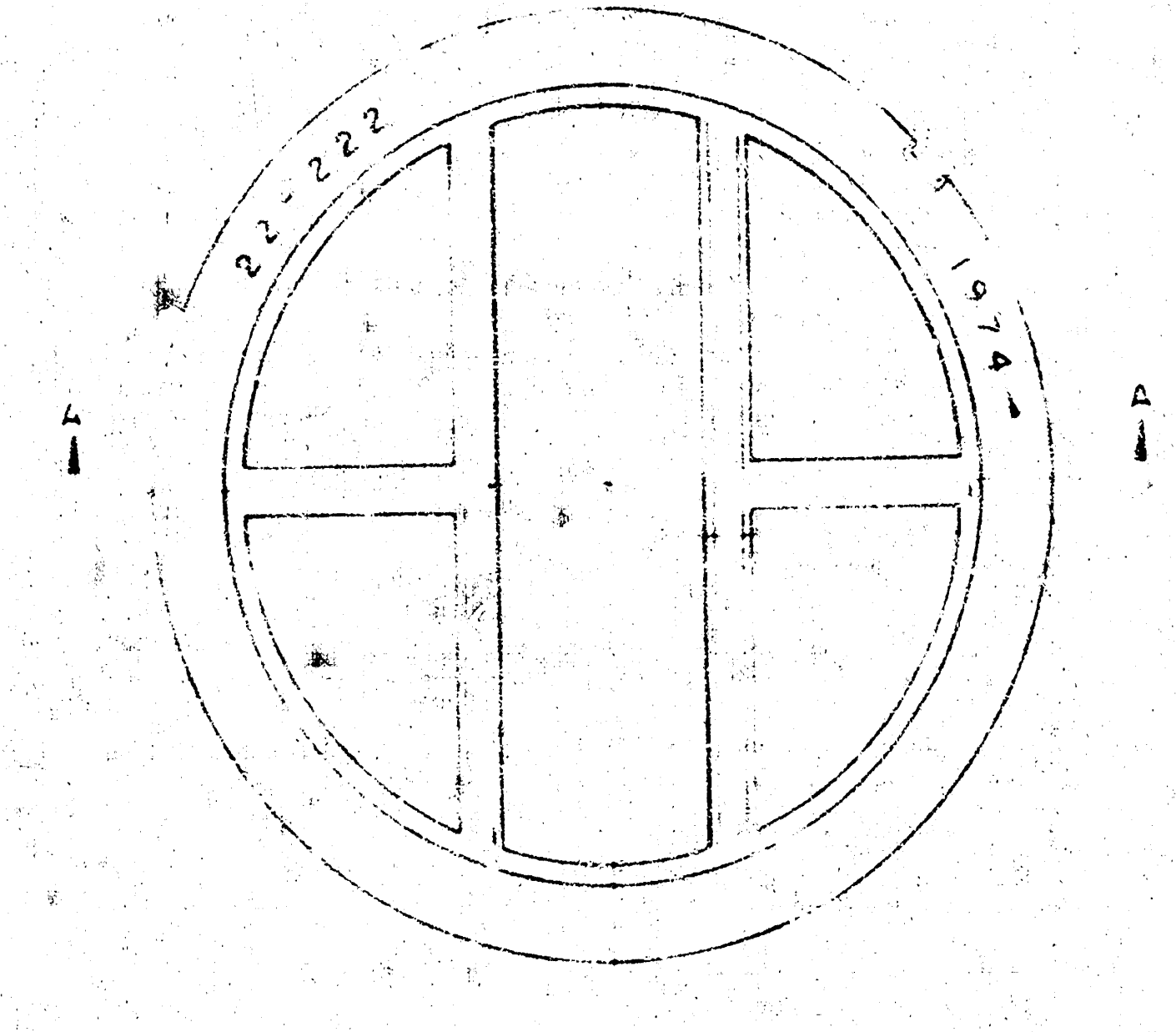
22-222
1974
A
A

TOP VIEW

MANHOLE COVER

WEIGHT 10 LBS


22"
18 3/4"
6"
1 5/8"
1 5/8"
1/2"
3"
3"
1/4"
5/8"
3/4"
3"
7/8"
1/2"
19 1/2"
20 1/2"

SECTION A-A

MANHOLE COVER

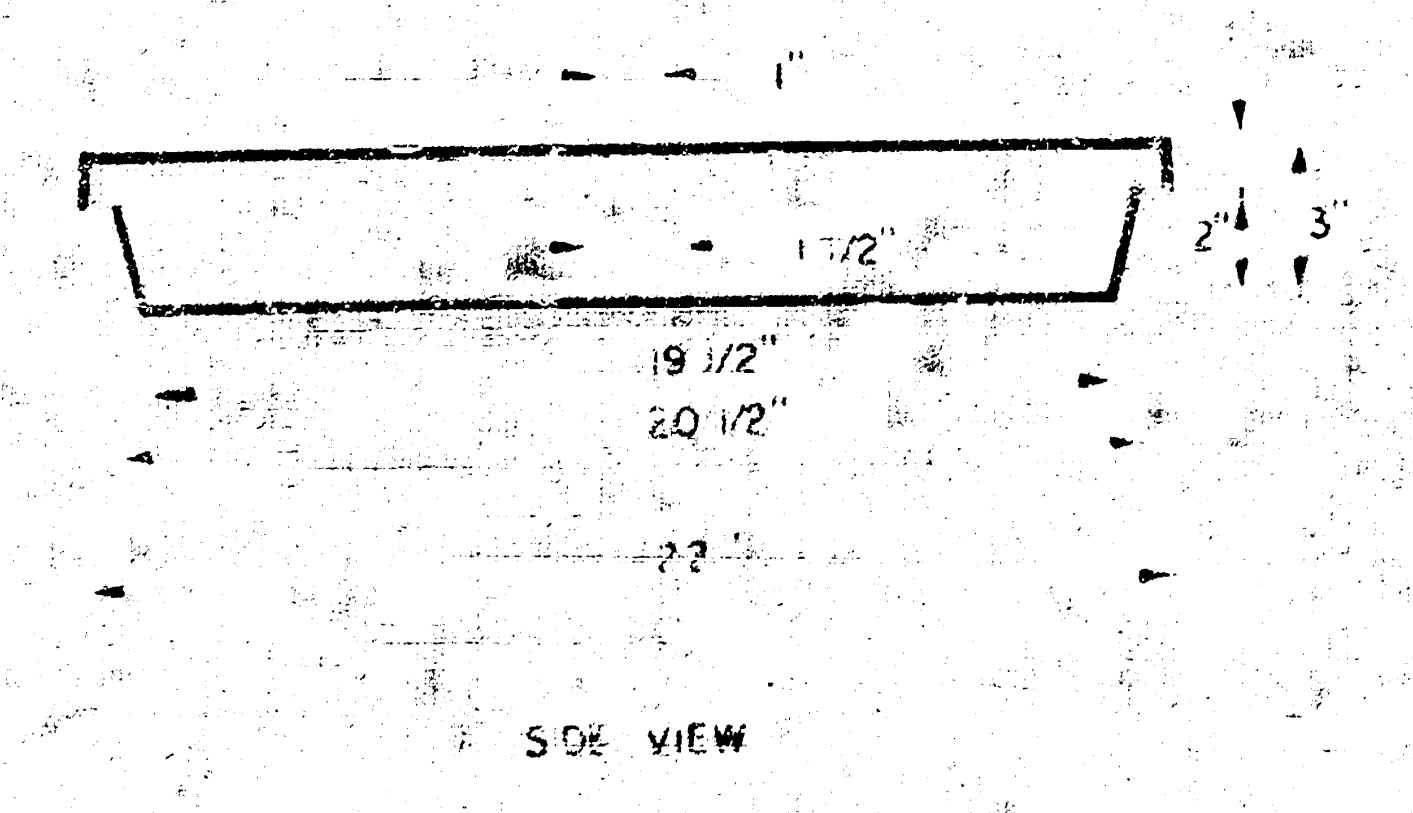
1"
1/2"
2"
3"
19 1/2"
20 1/2"
22"

SIDE VIEW

MANHOLE COVER

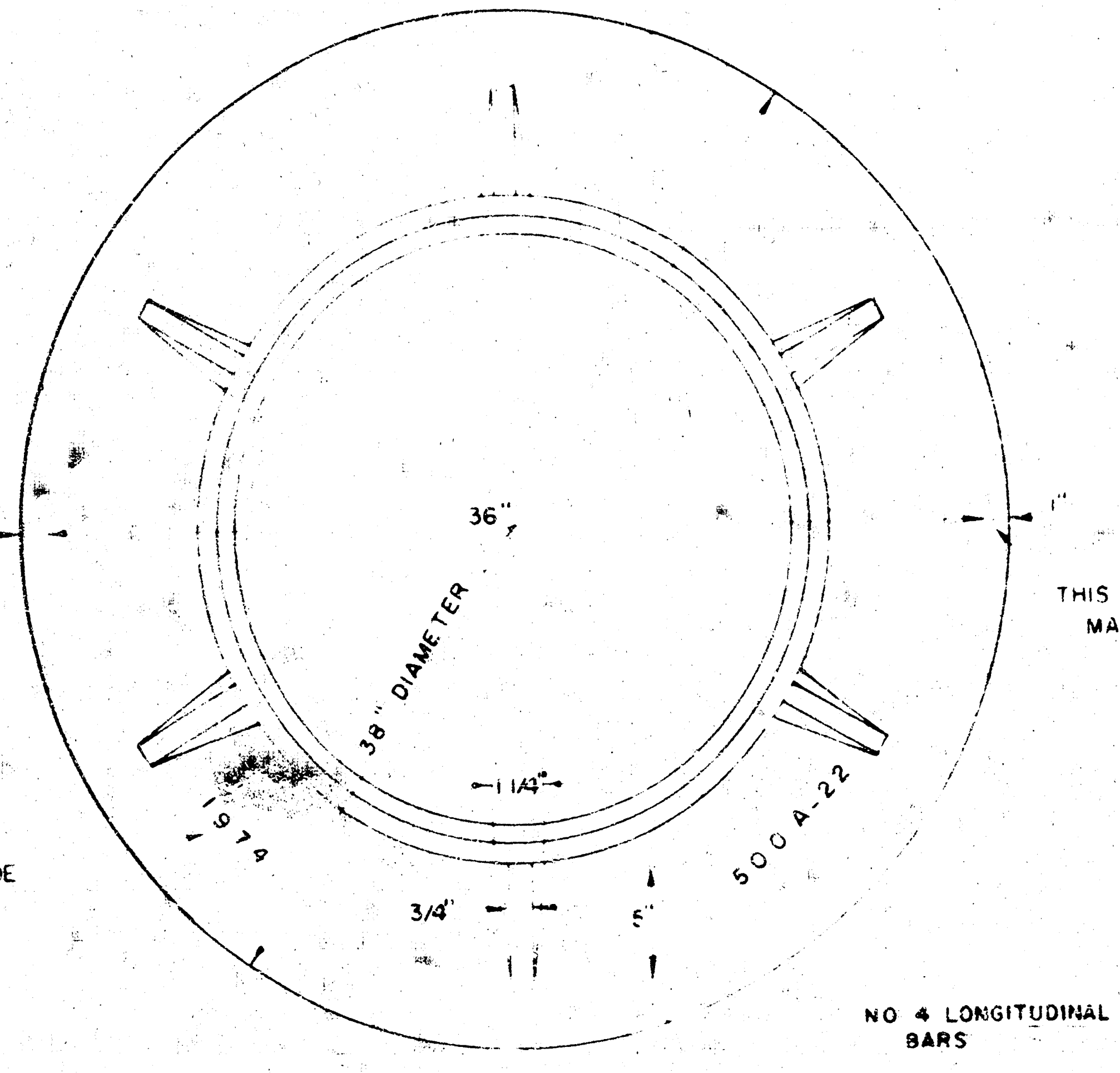
36"
38" DIAMETER
1 1/4"
1974
500 A-22
3/4"
6"
1"
YEAR CASTING IS MADE
THIS PORTION OF FLANGE MAY BE OMITTED

TOP VIEW

MANHOLE RING

WEIGHT 325 LBS RING NO 500A
WEIGHT 800 LBS RING NO 500AS

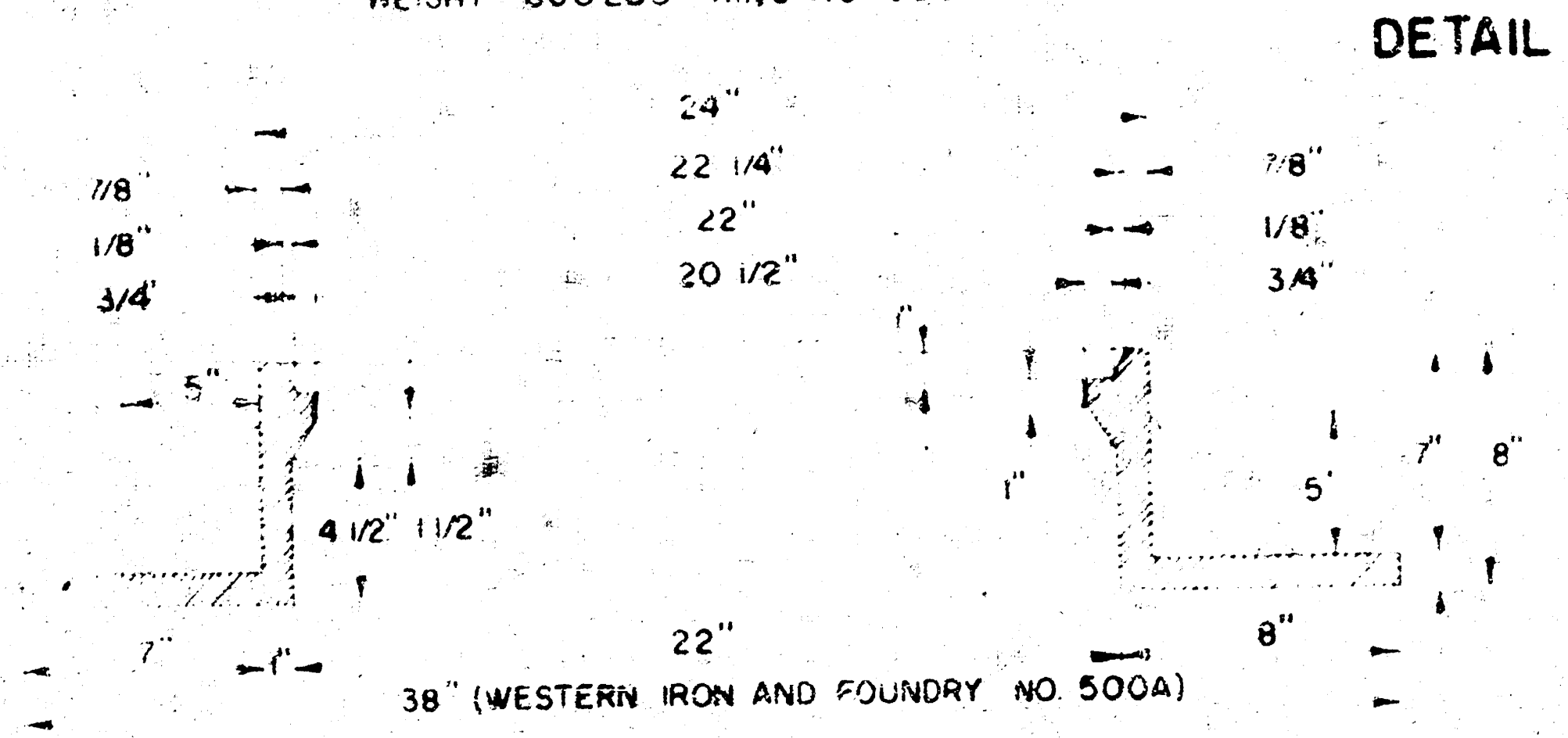
24"
22 1/4"
22"
20 1/2"
7/8"
1/8"
3/4"
7/8"
1/8"
3/4"
5"
1"
4 1/2"
1 1/2"
1"
5"
8"
8"
22"

38" (WESTERN IRON AND FOUNDRY NO. 500A)
54" (WESTERN IRON AND FOUNDRY NO. 500AS)

SECTION

MANHOLE RING

OUTSIDE CIRCUMFERENCE OF COVER AND THE INNER FACE AND SEAT OF RING TO BE MACHINE FIT

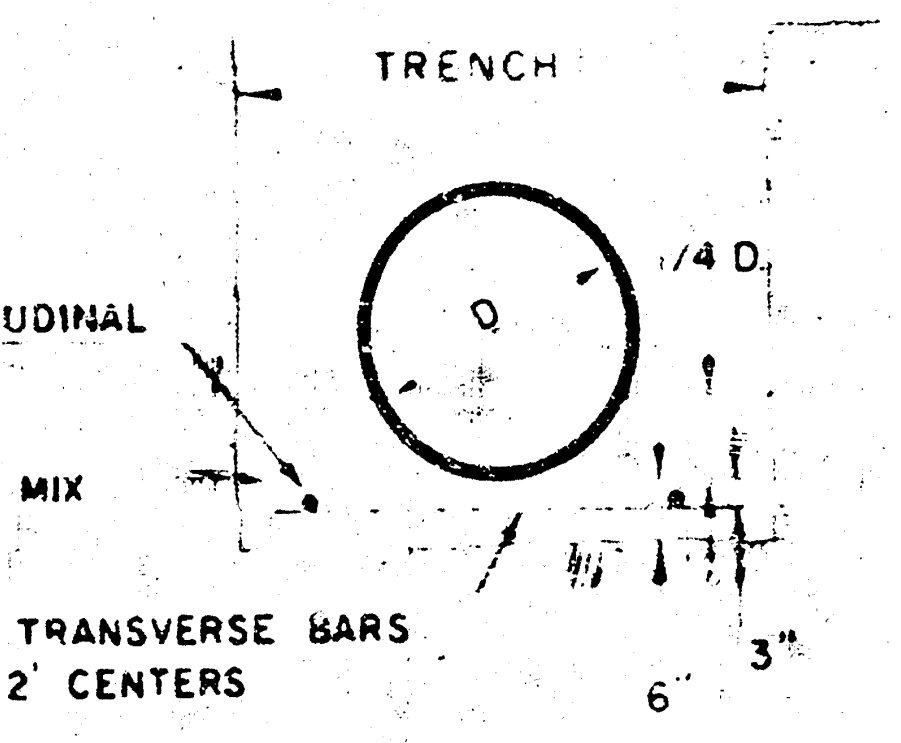
TRENCH
NO 4 LONGITUDINAL BARS
6 SACK PAVING MIX
NO 4 TRANSVERSE BARS AT 2' CENTERS
1/4 D.
6"
3"

DETAIL OF CONCRETE CRADLE

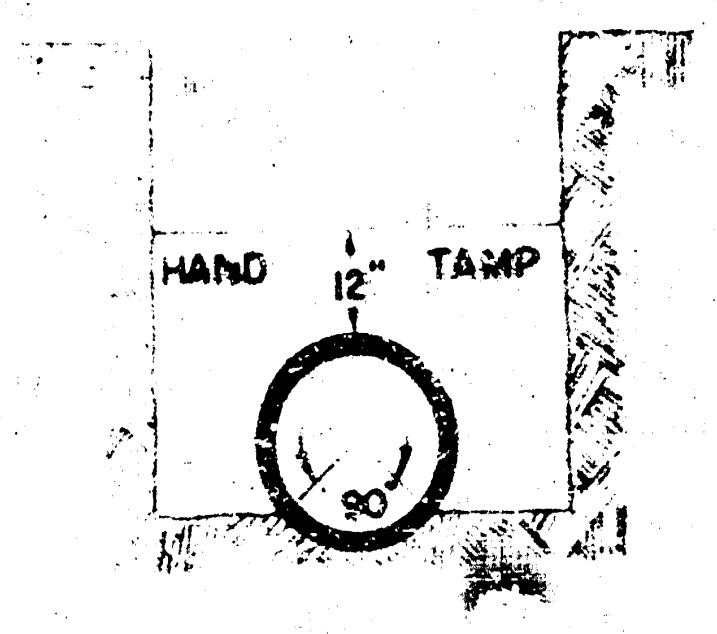
HAND
12"
TAMP
90°

ORDINARY BEDDING METHOD

STORM SEWER PIPE

REVISED 4-13-77

DETAILS OF

SEWER APPURTENANCES

ADOPTED AS STANDARD DESIGN
BY
ENGINEERING DIVISION
CITY OF WICHITA, KANSAS
R. W. LINN CITY ENGINEER
1974

4/5

STANDARD MANHOLE, TYPE "C"

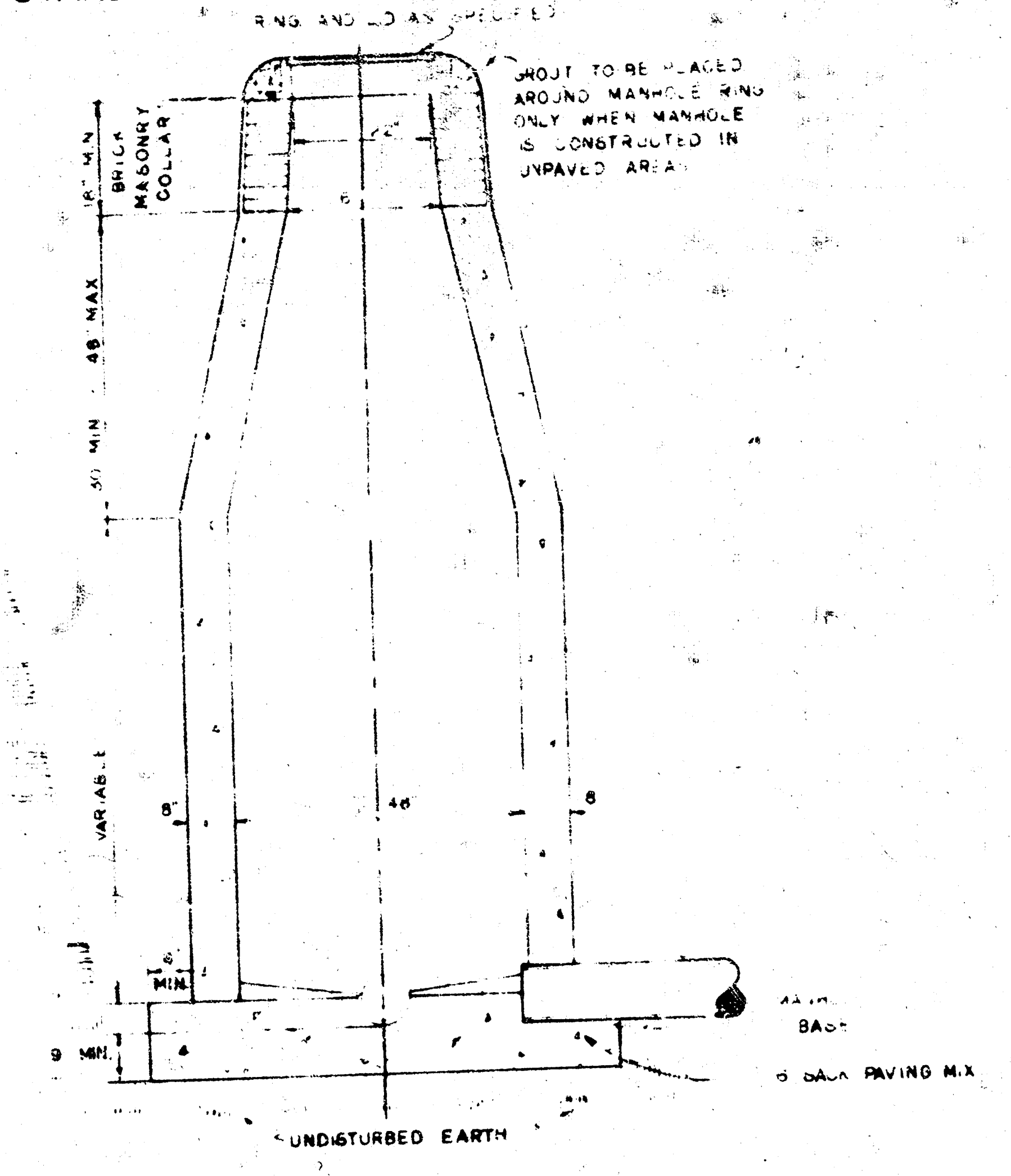
RING AND LID AS SPECIFIED
GROUT TO BE PLACED AROUND MANHOLE RING ONLY WHEN MANHOLE IS CONSTRUCTED IN UNPAVED AREAS
18" MIN. BRICK MASONRY COLLAR
22"
48 MAX
30 MIN
VARIABLE
8"
48"
8
6" MIN.
9 MIN.
BASE
6 SACK PAVING MIX
UNDISTURBED EARTH

DROP MANHOLE, TYPE "C"

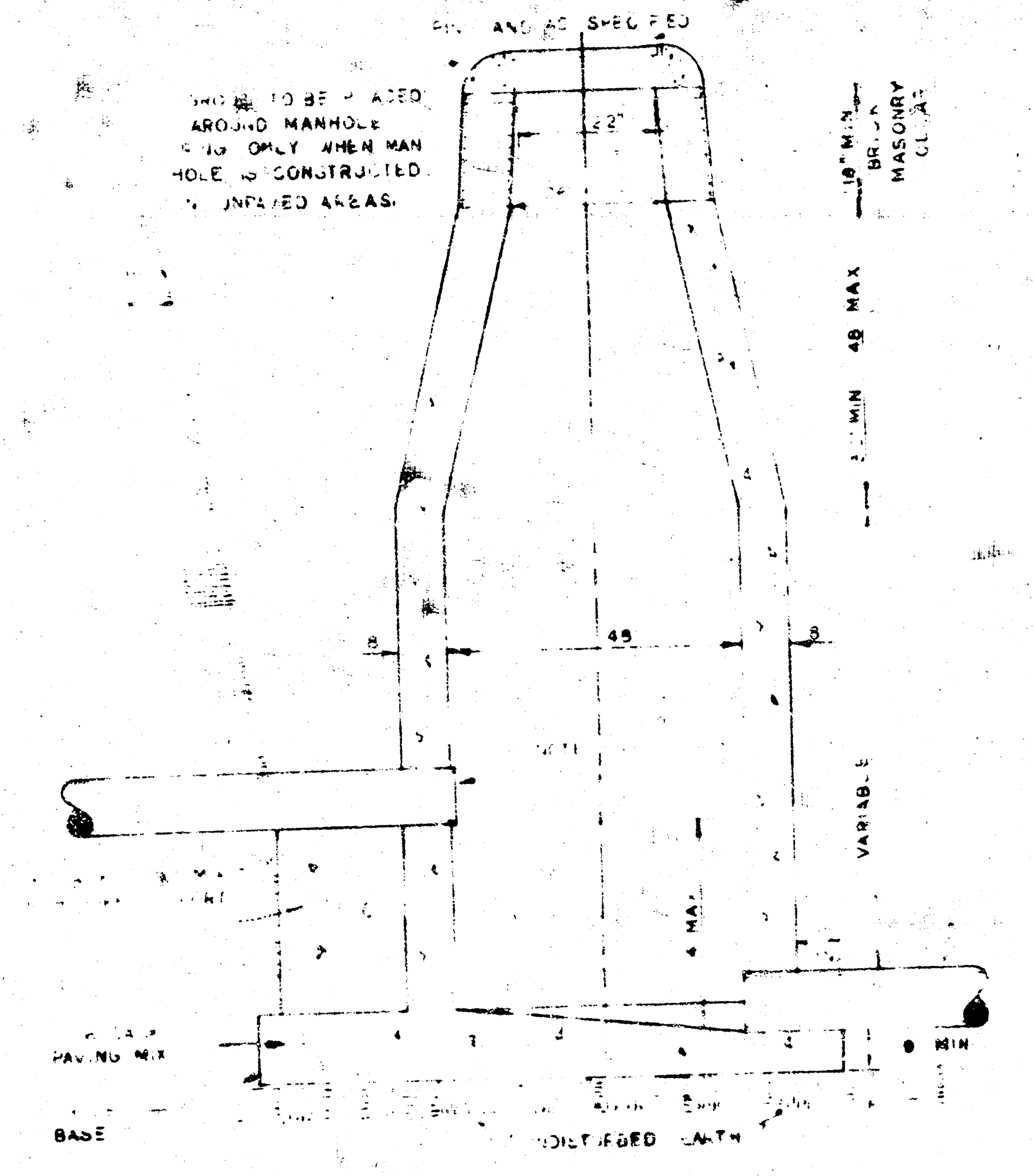
RING AND LID AS SPECIFIED
GROUT TO BE PLACED AROUND MANHOLE RING ONLY WHEN MANHOLE IS CONSTRUCTED IN UNPAVED AREAS
18" MIN. BRICK MASONRY COLLAR
22"
48 MAX
48
VARIABLE
4 MAX
PAVING MIX
BASE
UNDISTURBED EARTH

OUTSIDE DROP MANHOLE, TYPE "C"

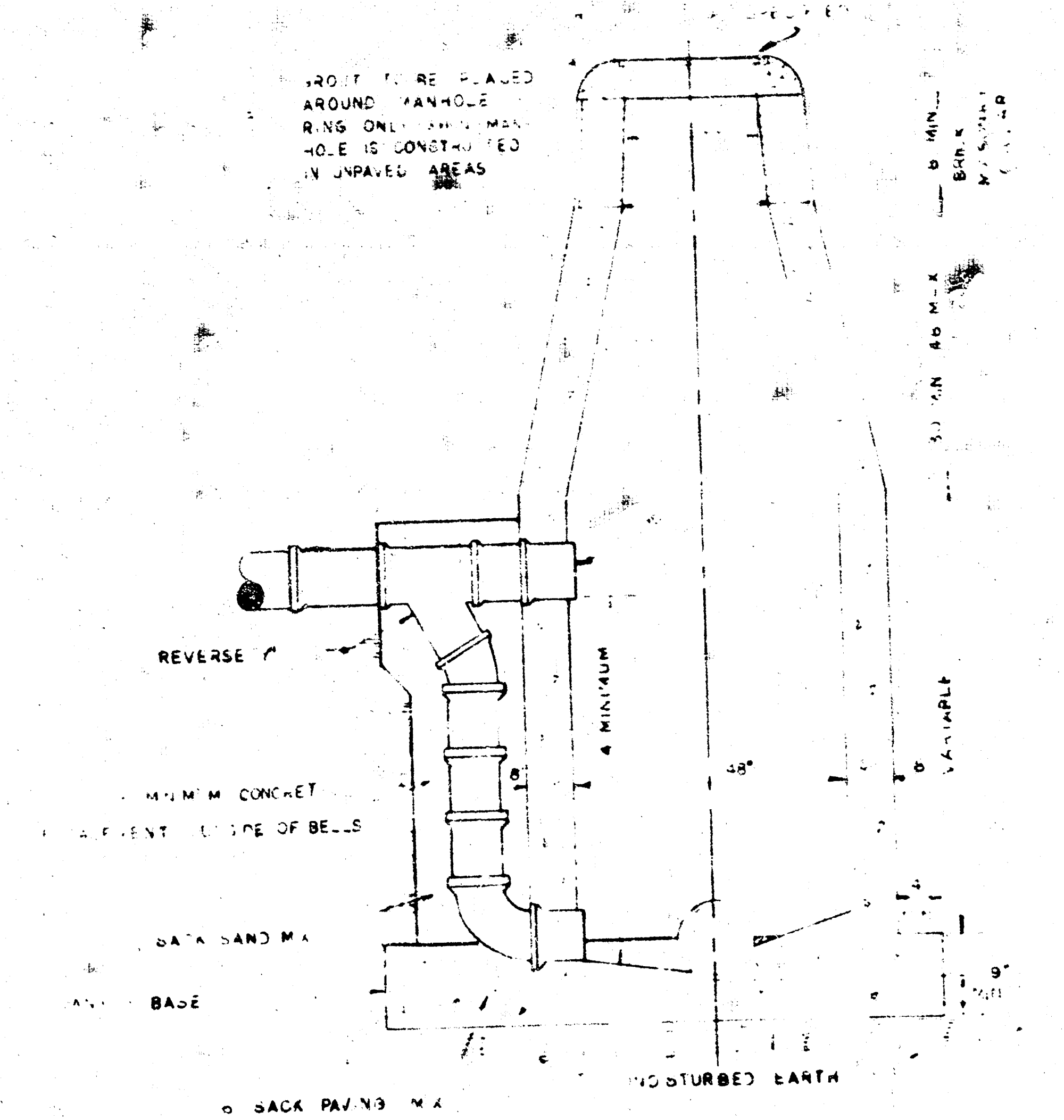
GROUT TO BE PLACED AROUND MANHOLE RING ONLY WHEN MANHOLE IS CONSTRUCTED IN UNPAVED AREAS
18" MIN. BRICK MASONRY COLLAR
48 MAX
REVERSE
4 MINIMUM
VARIABLE
48"
SACK SAND MIX
BASE
9"
UNDISTURBED EARTH
6 SACK PAVING MIX

NOTE: REINFORCING STEEL SHALL BE INSTALLED IN THE MANHOLE BASES 6" ABOVE THE BOTTOM. REINFORCING STEEL SHALL CONSIST OF NO. 4 BARS PLACED ON 6" CENTERS IN BOTH DIRECTIONS. THE COST OF REINFORCING STEEL IS TO BE INCLUDED IN THE PRICE BID FOR THE MANHOLE

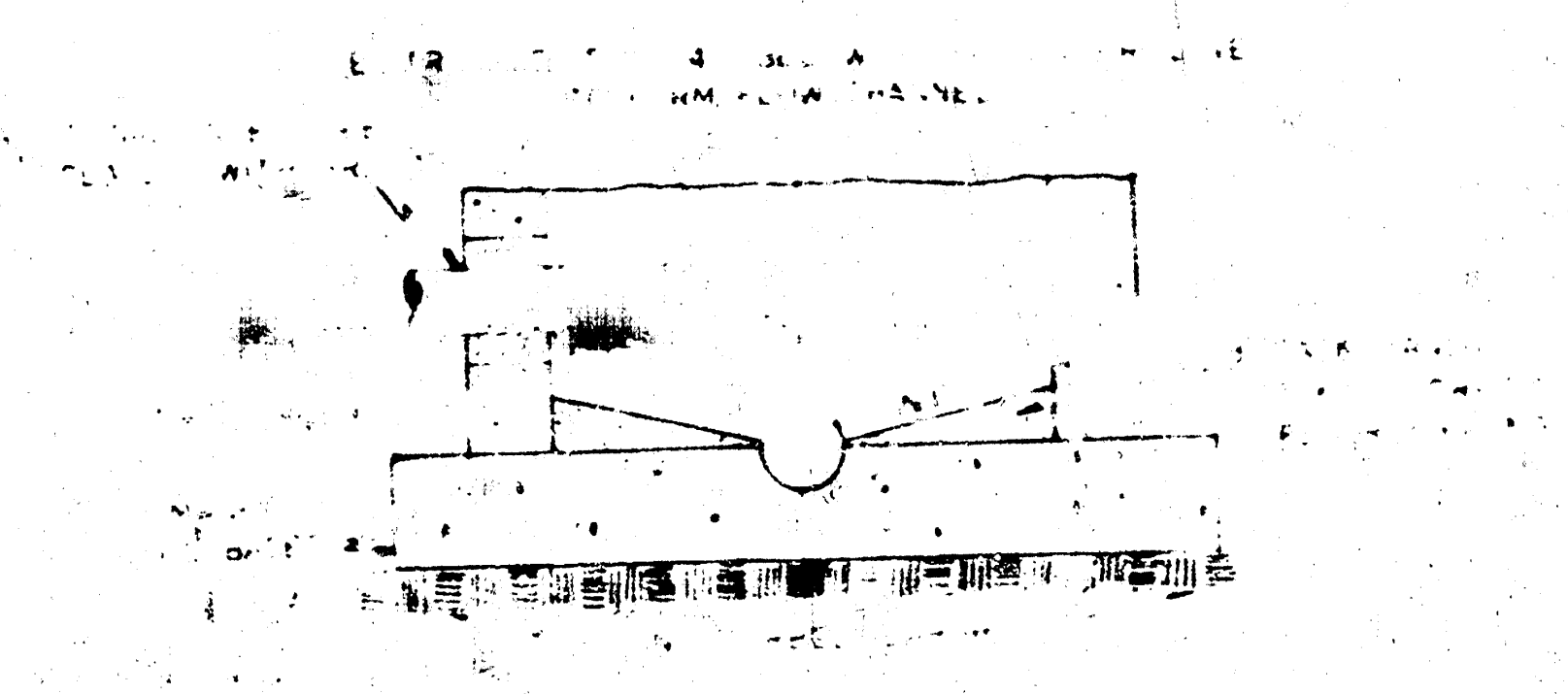

SECTIONAL ELEVATION—INVERT

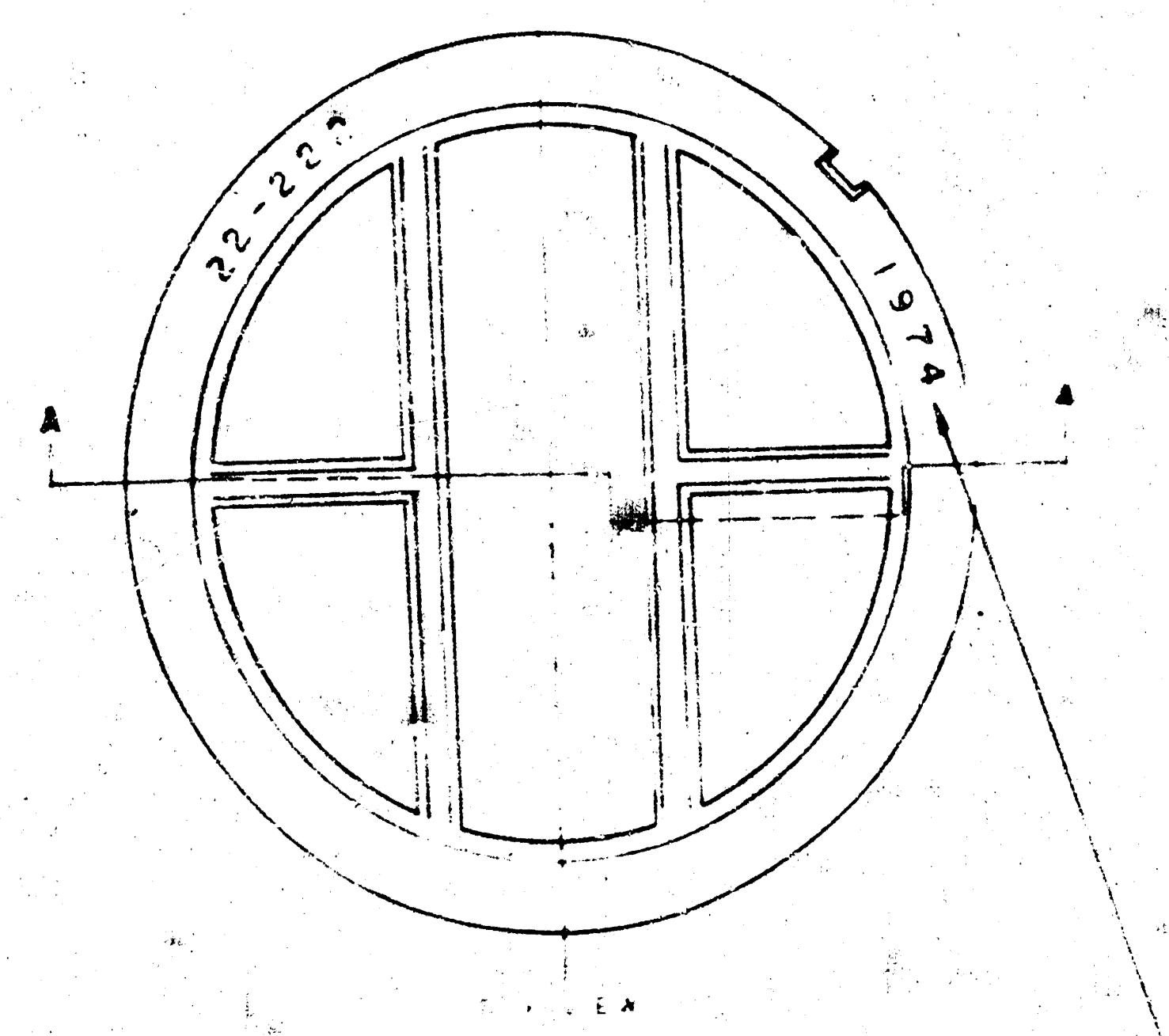
22-220
1974
A
A

MANHOLE COVER

YEAR CASTING IS MADE

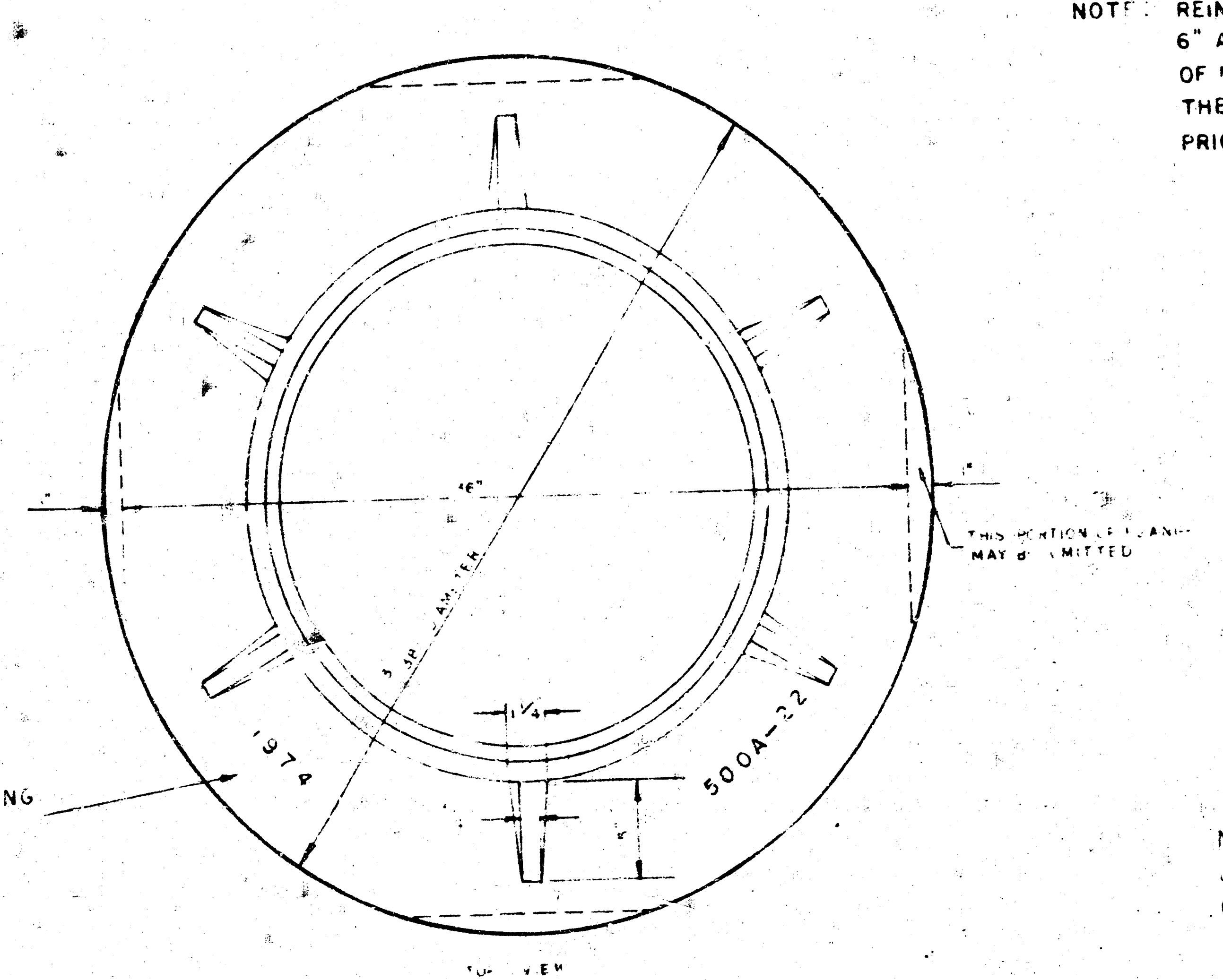
1974
500A-22
1¼

MANHOLE RING

NOTE: OPENING FOR INLET PIPE CUT IN MANHOLE WALL AND PIPE GROUTED IN PLACE WITH NON-SHRINKING GROUT. EXTERIOR OF COMPLETED CONNECTION TO BE SEALED WITH APPROVED COATING.

GENERAL NOTES

MORTAR USED IN MASONRY CONSTRUCTION SHALL CONTAIN 8 SACKS OF CEMENT PER CUBIC YARD.

STANDARD MANHOLES TYPE "C" AND STANDARD DROP MANHOLES TYPE "C" SHALL BE BID AS STANDARD MANHOLES FOR THE TYPE AND DIAMETER INDICATED.

OUTSIDE DROP MANHOLES TYPE "C" SHALL BE BID AS STANDARD OUTSIDE DROP MANHOLES FOR THE TYPE AND DIAMETER INDICATED. ALL MANHOLE DIAMETERS WILL BE 4FT UNLESS INDICATED OTHERWISE MANHOLES WITH PIPE SIZES LARGER THAN 24" SHALL BE 5FT. DIAMETER.

THE FLOORS OF ALL MANHOLES SHALL BE SHAPED TO INCREASE HYDRAULIC EFFICIENCY USING 8 SACK SAND MIX CONCRETE.

CAST IN PLACE CIRCULAR CONCRETE MANHOLES ARE TO BE CONSTRUCTED ONLY ON SEWERS NOT SUBJECT TO DETERIATION OF CONCRETE DUE TO FORMATION OF HYDROGEN SULFIDE GAS AND IN LOCATIONS WHERE IT IS OBVIOUS THAT ANY ADJUSTMENT OF THE MANHOLE TOP ELEVATION WHICH MAY BE NECESSARY WILL NOT REQUIRE MODIFICATION OF THE CONCRETE BARREL.

PIPES INSTALLED WITHIN THE MANHOLE EXCAVATION SHALL BE CRADLED WITH CONCRETE TO THE LIMITS OF THE MANHOLE EXCAVATION. COST OF CRADLE WITHIN MANHOLE EXCAVATION SHALL BE INCLUDED IN THE PRICE BID FOR THE MANHOLE.

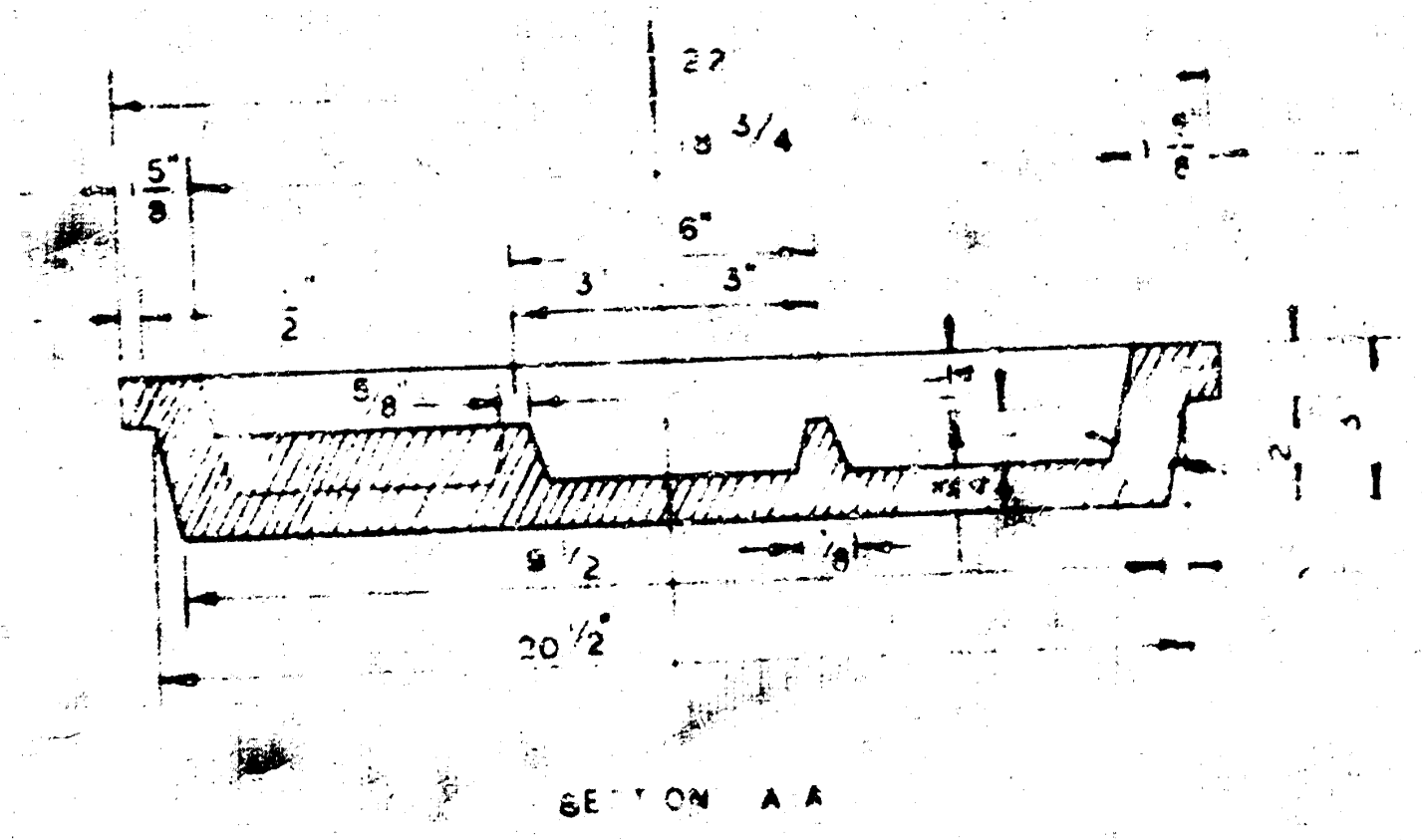
22
8 3/4
6"
3"
9½
20½
SECTION A-A

MANHOLE COVER



MANHOLE COVER

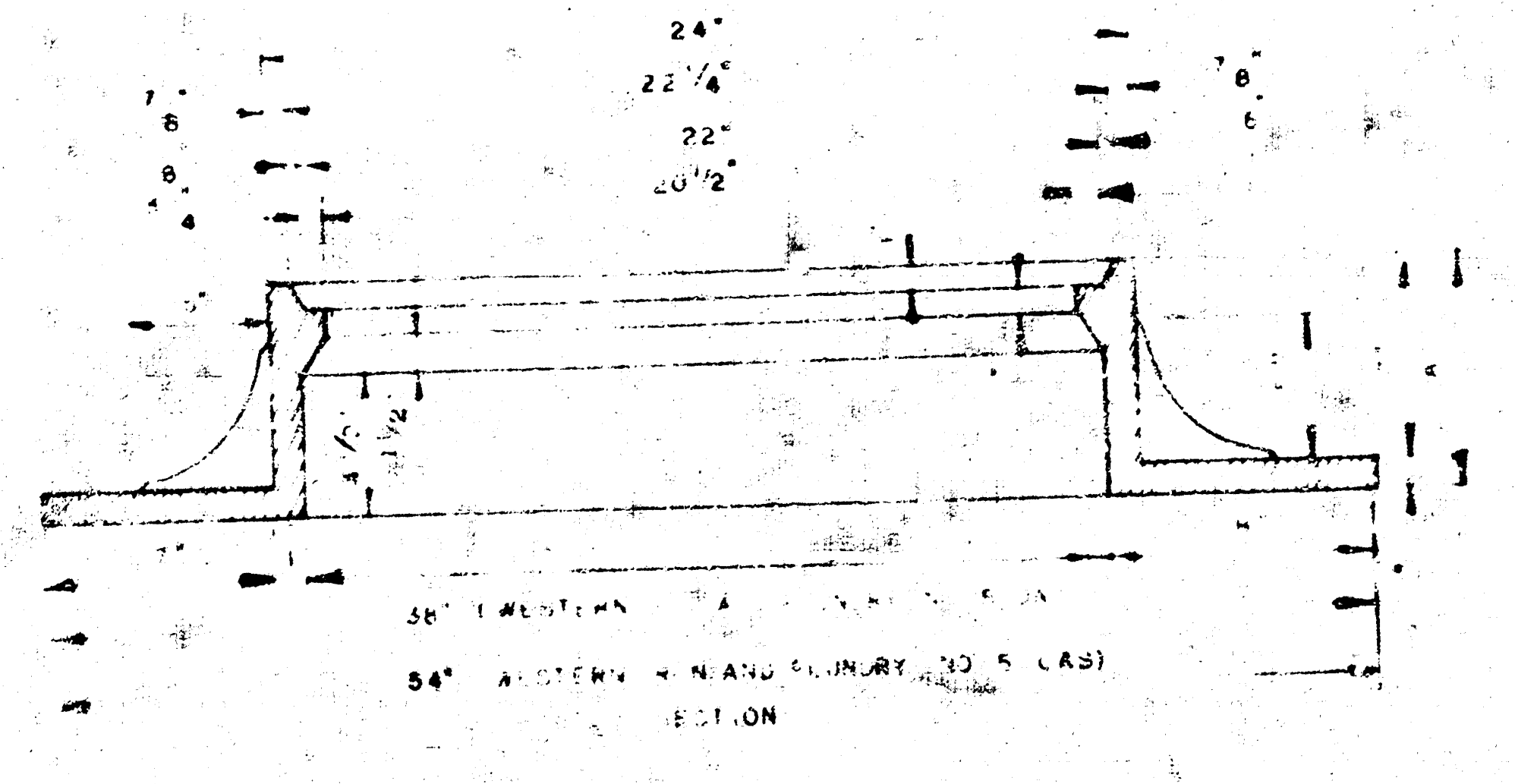
24"
22¼
22"
20½
SECTION

MANHOLE RING

REVISED 4-13-77

DETAILS OF
SEWER APPURTENANCES
ADOPTED AS STANDARD DESIGN
BY
ENGINEERING DIVISION
CITY OF WICHITA, KANSAS
R. W. LINN CITY ENGINEER
1974

5/5

MS 282

SHEET 5 OF 5