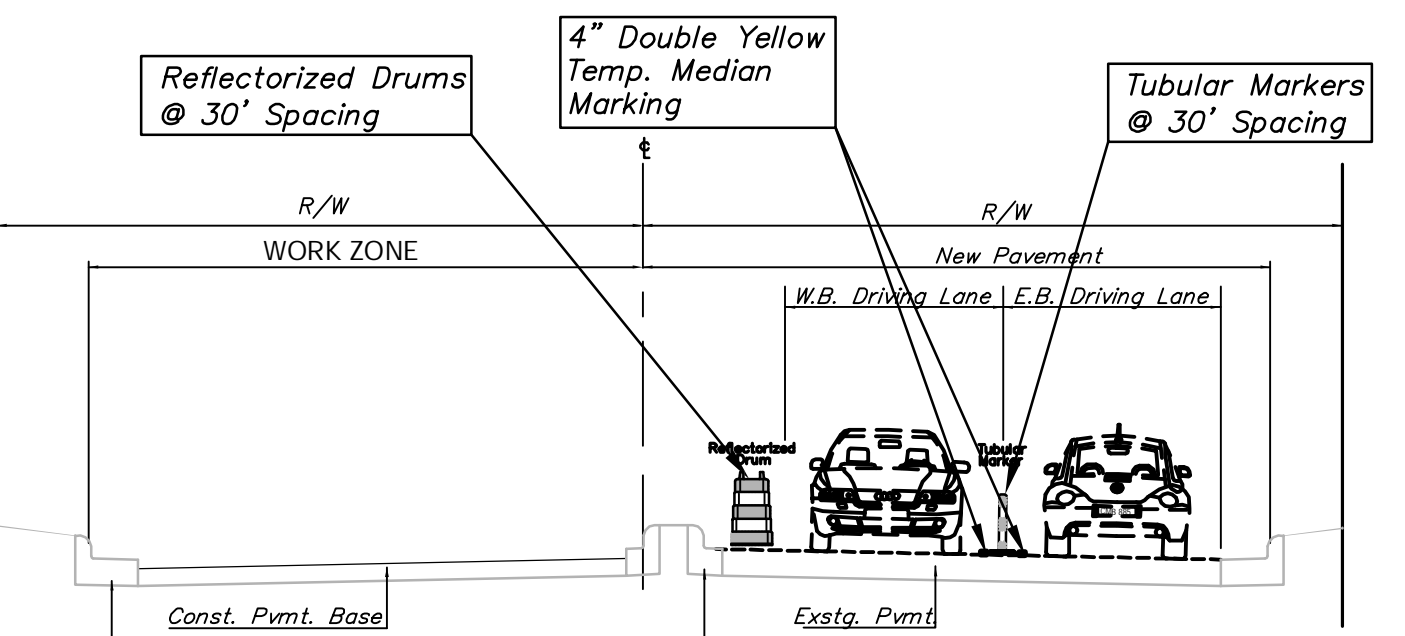
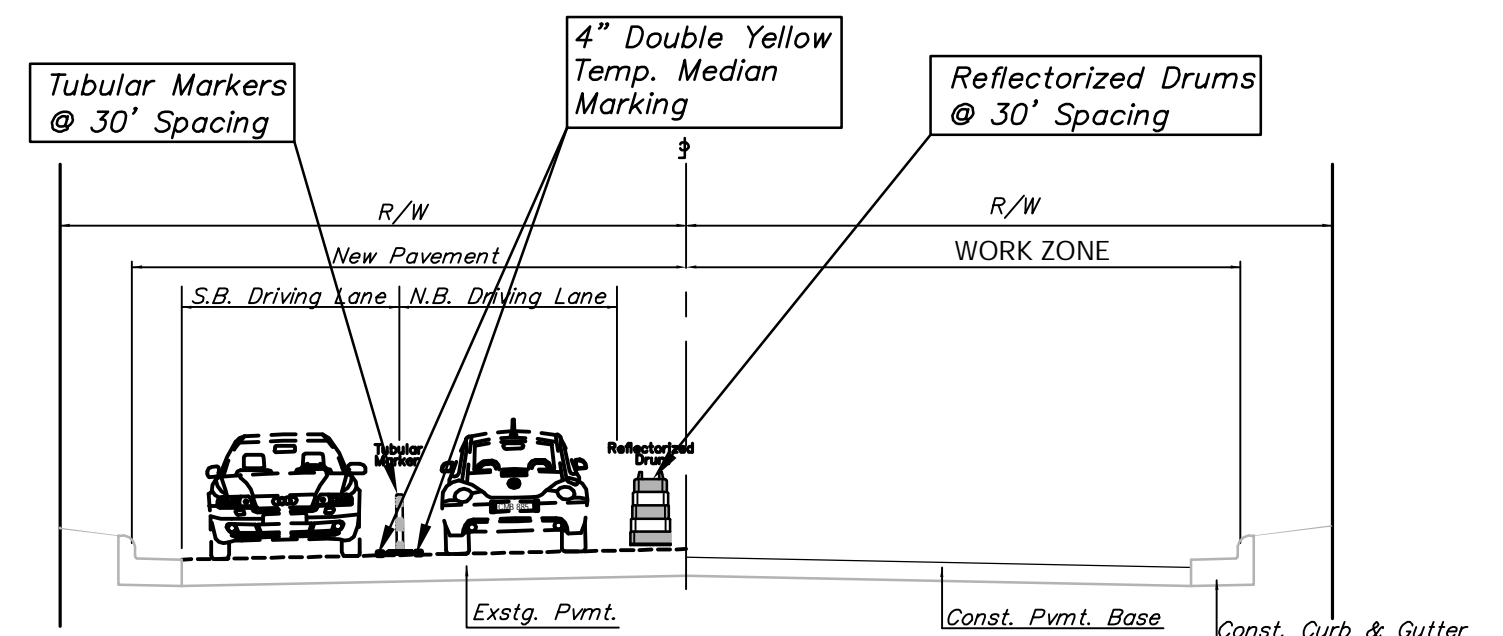
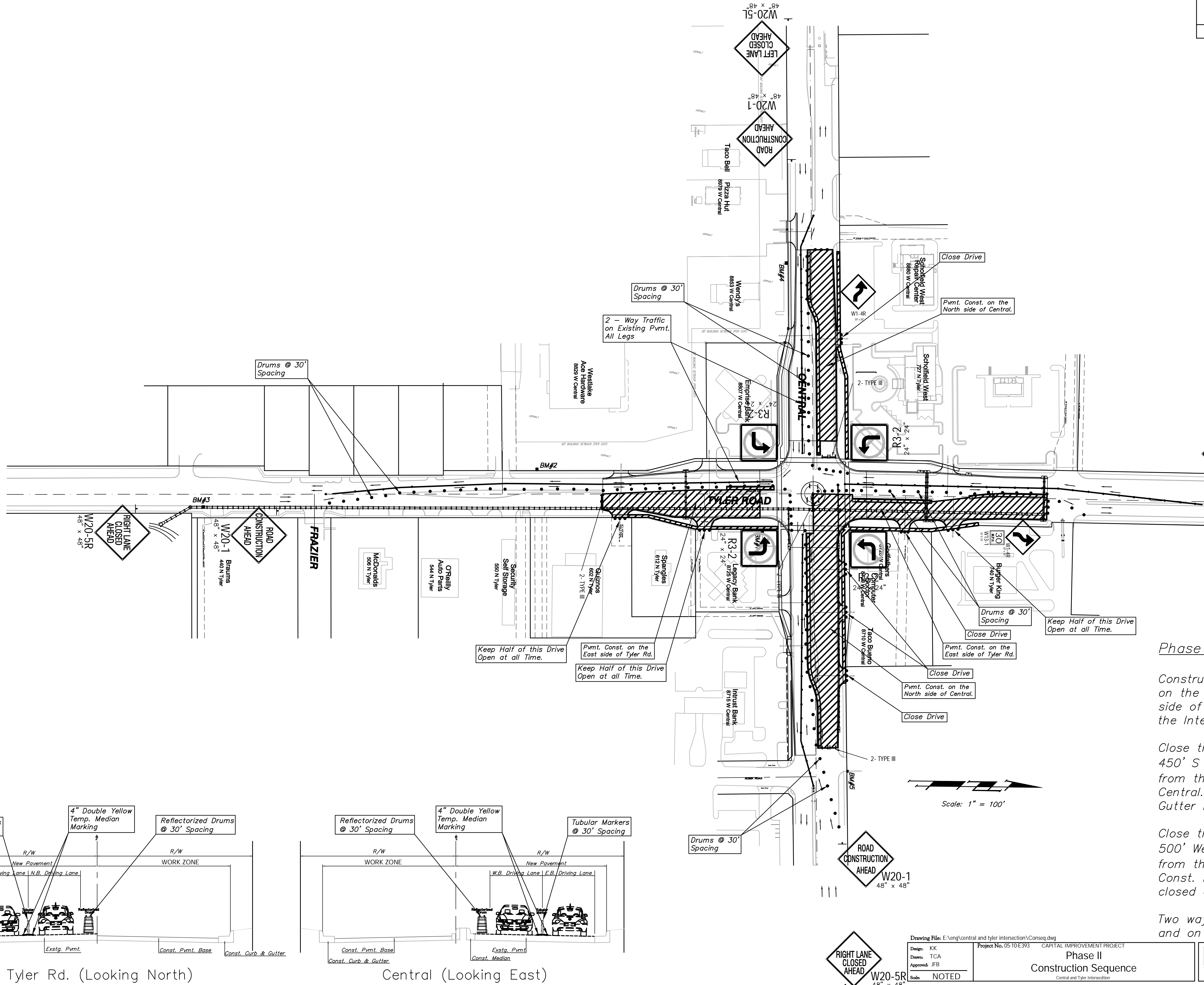


| HHWA REGION NO. | STATE | PROJECT NO. | FISCAL YEAR | SHEET NO. | TOTAL SHEETS |
|-----------------|--------|-------------|-------------|-----------|--------------|
| 7 | KANSAS | 87N-0378-01 | 2008 | 54 | 72 |



Phase II

Construct New Pvmt. Base and Curb & Gutter on the East side of Tyler Rd. and the North side of Central, Including the NE Quadrant of the Intersection.

Close the East side of Tyler Rd. from approx. 450' S of Central to the S Line of Central and from the CL of Central to approx. 500' N of Central. Const. New Pvmt. Base and Curb & Gutter in closed area.

Close the North side of Central from approx. 500' West of Tyler to the W Line of Tyler and from the CL of Tyler to approx. 550' E of Tyler. Const. New Pvmt. Base and Curb & Gutter in closed area.

Two way traffic on the West side of Tyler Rd. and on South side of Central.

Drawing File: E:\eng\central and tyler intersection\Const.dwg

Design: KK
 Drawn: TCA
 Approved: JFB
 Scale: NOTED

Project No. 05-10-E393 CAPITAL IMPROVEMENT PROJECT
Phase II
 Construction Sequence
 Central and Tyler Intersection

Baughman Company, P.A.
 315 Ellis St. Wichita, KS 67211 P 316-262-7271 F 316-262-0149
 ENGINEERING | SURVEYING | PLANNING | LANDSCAPE ARCHITECTURE

MAY 2008
 SHEET 54 OF 72