

LEGEND


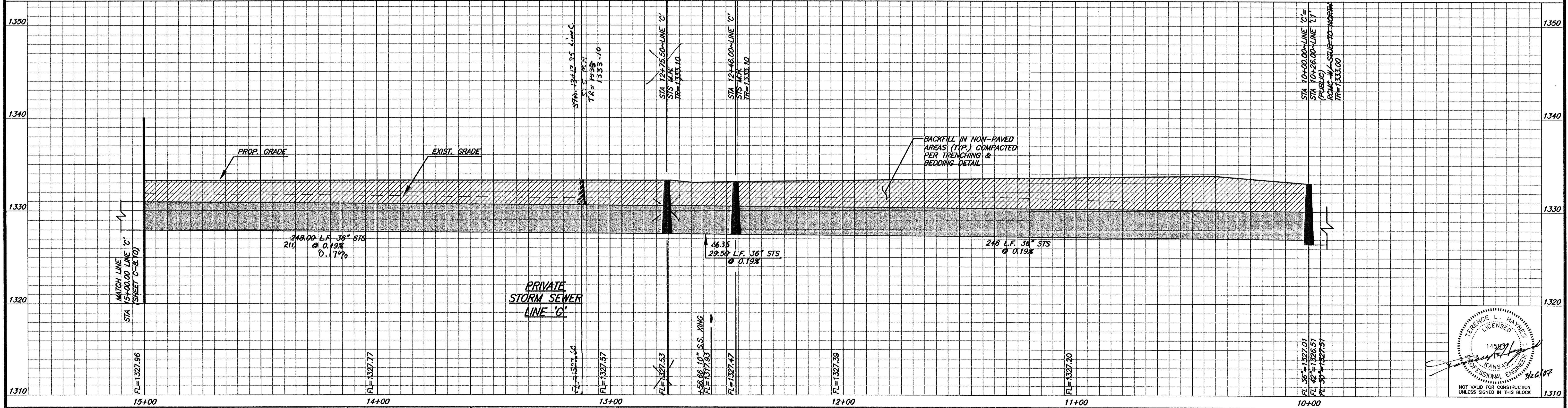
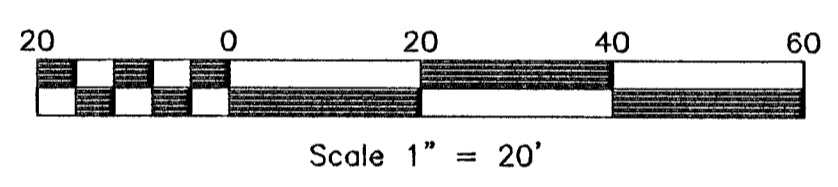
+	SIGN (i.e. STOP, YIELD, etc.)	-1521-	PROPOSED CONTOUR & CONTOUR ELEVATION
KV	LIGHT POLE AND FIXTURE TYPE	■	STORM SEWER INLET
▨	HEAVY DUTY CONCRETE (H.D.C.)	▨	STORM SEWER CURB INLET
▨	HEAVY DUTY ASPHALT (H.D.A.)	●	STORM SEWER MANHOLE (STS M.H.)
▨	STANDARD DUTY ASPHALT (S.D.A.)	○	S.S. MANHOLE
▨	CONCRETE BARRIER	○	S.S. CLEANOUTS
▨	STRAIGHT ARROW	---	FUTURE CURB & GUTTER BY OTHERS
▨	LEFT TURN ARROW	---	UGO - POWER UNDERGROUND
▨	RIGHT TURN ARROW	---	UTE - TELEPHONE UNDERGROUND
▨	3 WAY FIRE HYDRANT	---	POW - POWER OVERHEAD
▨	TEE	---	G - GAS LINE
▨	GATE VALVE	---	F - FLOW DIRECTION
▨	CURT CORRALS	---	STS - STORM SEWER
L.S.	LANDSCAPE		

BEARING & STATIONING NOTE:
ALL SEWER BEARINGS AND LINE DIMENSIONS ARE MEASURED TO THE CENTER OF JUNCTION BOXES AND MANHOLES UNLESS OTHERWISE INDICATED. THE CONTRACTOR SHALL MAKE ADJUSTMENTS IN PIPE CONNECTIONS AT JUNCTION BOXES AND MANHOLES AS NECESSARY TO ALLOW THE DESIGN TO BE BUILT.

- NOTES:**
- CONTRACTOR SHALL MEET AND MATCH TOP OF JUNCTION BOXES OR CLEAN OUTS WITH FINISHED PAVING GRADES.
 - CONTRACTOR SHALL REFER ARCH. PLANS FOR TYPICAL SIZES OF THE BUILDING DOWNSPOUTS.
 - STORM SEWERS LABELED AS "STS" MAY BE OF HDPE/ALUMINIZED CSP OR RCP MATERIAL AND SHALL MEET WAL-MART'S SITEMARK SPECIFICATIONS. CONTRACTOR SHALL SUBMIT STORM PIPE PRODUCT DATA TO SMC CONSULTING ENGINEERS, P.C. FOR APPROVAL. ALUMINIZED CORRUGATED STEEL PIPES SHALL BE ULTRA FLOW OR W/MANNINGS ROUGHNESS COEFFICIENT OF 0.013 OR BETTER.
 - CONTRACTOR SHALL REFER STORM SEWER PIPE TRENCHING AND BEDDING DETAIL FOR BACKFILL AND BEDDING UNDER PAVED & NON-PAVED AREAS.
 - ALL 12" AND LARGER STORM LINES MUST BE INCLUDED IN THE PRIVATE STORM PROJECT HANDLED THROUGH THE CITY ENGINEER'S OFFICE. THE PROPOSED ROOF DRAIN LINES (10" OR SMALLER) MUST BE INSTALLED BY A LICENSED DRAIN LAYER WITH PERMITS AND INSPECTION FROM THE OFFICE OF CENTRAL INSPECTION.

BEARING & STATIONING NOTE:
ALL SEWER BEARINGS AND LINE DIMENSIONS ARE MEASURED TO THE CENTER OF JUNCTION BOXES AND MANHOLES UNLESS OTHERWISE INDICATED. THE CONTRACTOR SHALL MAKE ADJUSTMENTS IN PIPE CONNECTIONS AT JUNCTION BOXES AND MANHOLES AS NECESSARY TO ALLOW THE DESIGN TO BE BUILT.

NOTE: THE GENERAL CONTRACTOR IS RESPONSIBLE FOR MAKING ALL ADJUSTMENTS OF EXISTING UTILITIES TO ALLOW THE DESIGN TO BE BUILT.



C:\G4\G4000 - Sewer\G4321-00.dwg, 12/25/07 10:46:44 AM