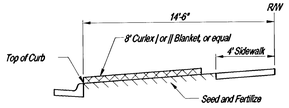

SECTION B-B

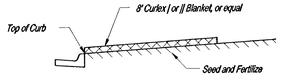

SECTION A-A

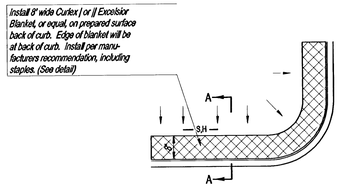

NOTES:

1. EXCELSIOR MAT TO BE INSTALLED WHEN SOD IS NOT SPECIFIED ON PROJECT.

2. EXCELSIOR BLANKET TO BE INSTALLED OVER SEED AND FERTILIZER, AS SPECIFIED IN THE PROJECT SPECIFICATIONS.

3. AFTER INSTALLATION OF EXCELSIOR BLANKET, AT LOCATIONS WHERE CONCENTRATED FLOW CARRIES SEDIMENT OVER THE CURB AND INTO THE GUTTER, SUPPLEMENTAL EROSION CONTROL DEVICES WILL BE INSTALLED BY THE CONTRACTOR AS NEEDED, TO FIX THE PROBLEM.

BACK OF CURB PROTECTION DETAIL

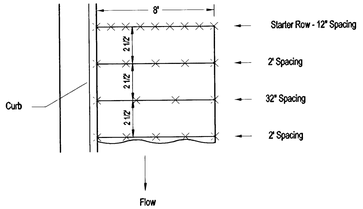

STAPLE PATTERN

NOTES: Use 6" seam overlap

11 ga. Wire

STAPLE

DETAILS FOR CURLEX | OR || BLANKETS

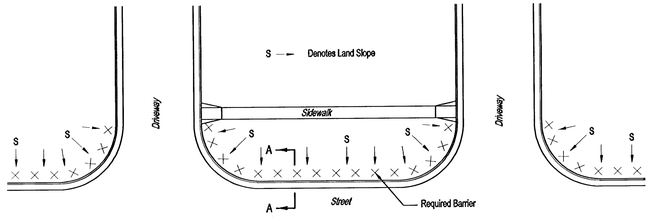

PLAN VIEW

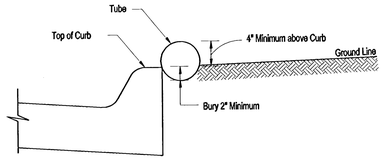

SECTION A-A

NOTES:

1. Barriers must be placed back of curb along street and up the driveway sufficiently to catch all sediment from the yard.

2. Overlap seams 6 inches

3. Anchor to ground every 3.0 feet.

4. All tubes shall be constructed of heavy duty netting, rolled erosion control fabric or similar devices filled with a porous material that will allow water to pass while filtering sediment. Tubes shall be 6" to 9" in diameter.

5. Remove accumulated sediment when within 2 inches of top of device.

6. Replace all broken tubes to maintain effectiveness of device.

7. If tubes are removed during the day for access to the site, they will be replaced prior to a rainfall event and at night before work ceases. Replace properly per original design.

TUBE BARRIERS

NOTES:
Properly constructed and maintained Silt Fence Barriers or Straw Bale Barriers may be used for back of curb erosion control. See the Soil Erosion BMPs-Barrier Details for additional information.

CITY OF WICHITA

SOIL EROSION BMPs

BACK OF CURB SEDIMENT BARRIER DETAILS

CHRISTOPHER M. CARRIER, P.E.
STORM WATER ENGINEER

PROJECT NUMBER | OCA NO.

DATE
SEPT. 2003

No.	Date	By	Approved	Revision

MEDITERRANEAN PLAZA ADDITION
PRIVATE STREET IMPROVEMENTS
EROSION CONTROL DETAILS
CITY OF WICHITA, KANSAS
JAMES ARNOUR, P.E. - CITY ENGINEER
167 PPP (607875)

POE & ASSOCIATES, INC.
CONSULTING ENGINEERS
5940 E. Central, Suite 200 ■ Wichita, KS 67208-4242
Phone 316/685-4114 ■ FAX 316/685-4444

FINAL

Designed By: T. Austin/S. Schmidt
Drawn By: S. Schmidt
Poe Job No.: 1831A
Date: June 2005

Y:\1831\1831A\base.dwg Thu Jun 23 11:37:30 2005 Steve Schmidt, Poe & Associates