

PROJECT NUMBER	Sheet No.	Total Sheets
54-87 KA-1102-01	1	44
HDP-A 110 (201), STP-A 110 (202)		

STATE OF KANSAS  
CITY OF WICHITA  
SEDGWICK COUNTY  
**STORMWATER IMPROVEMENTS FROM ELLSON TO ZELTA**

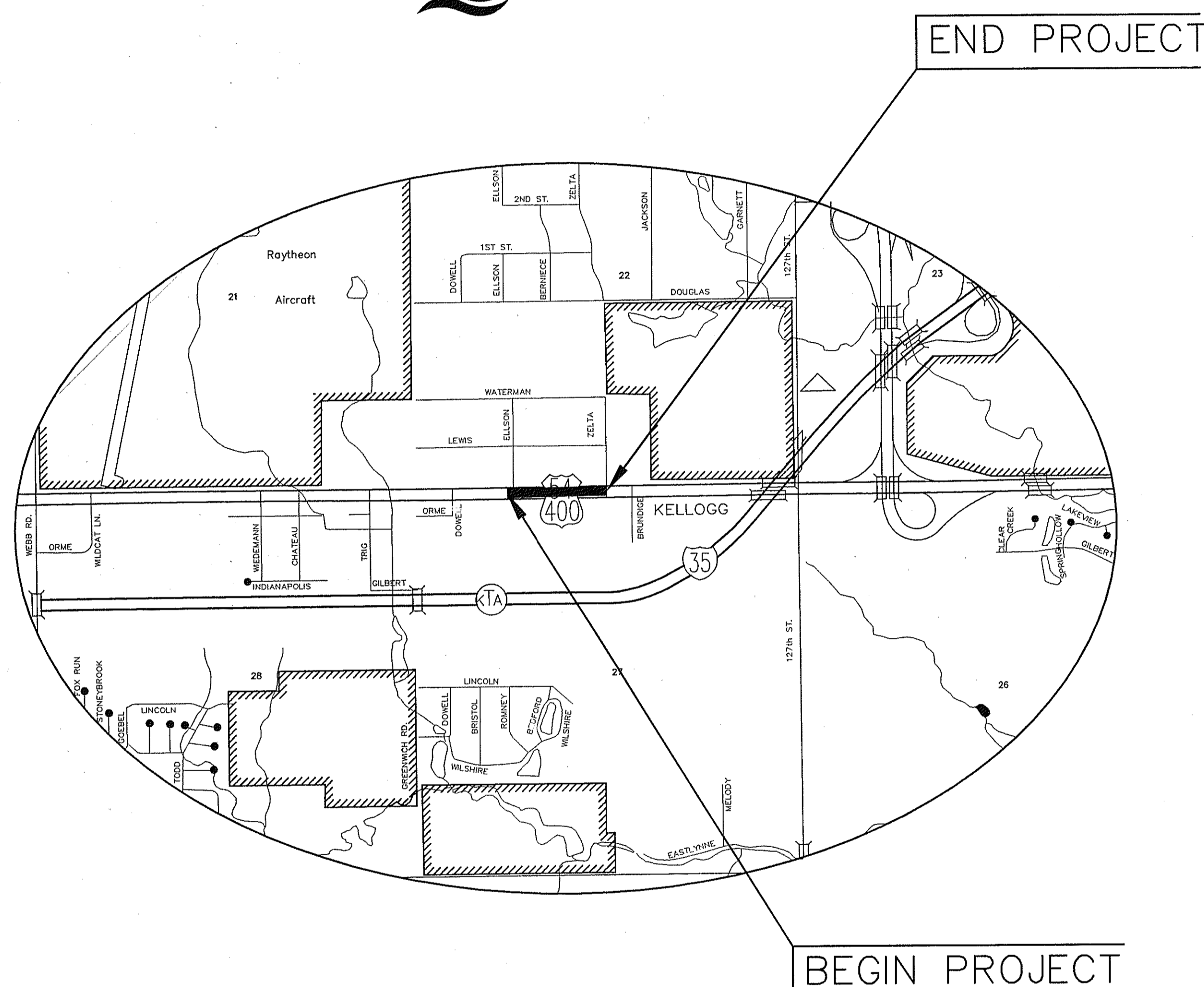


GRADING  
PAVEMENT  
STORM SEWER

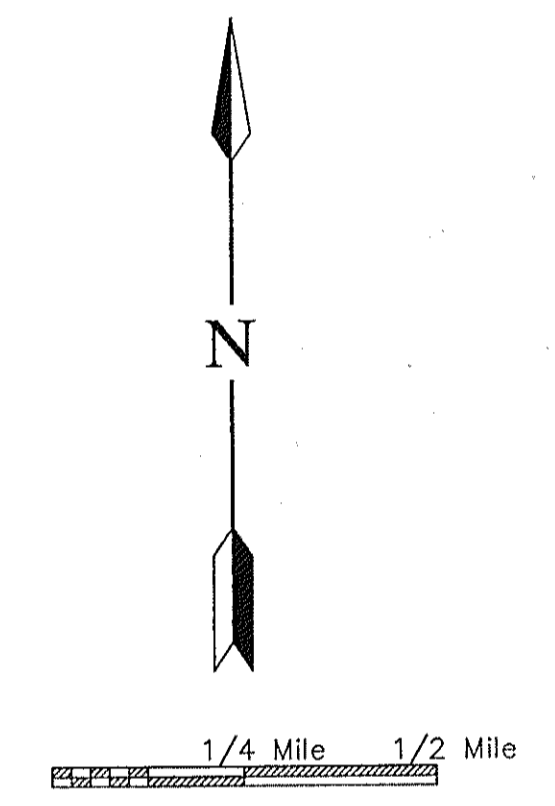

CITY OF WICHITA PROJECT NO. 472-84632  
OCA NO. 705001

INDEX OF SHEETS

- 1-----TITLE
- 2-----TYPICAL SECTIONS
- 3-----GENERAL NOTES
- 4-6-----PLAN & PROFILE
- 7-9-----STORM SEWER PLAN & PROFILE
- 10-----SCHEDULE OF INLETS & MANHOLES
- 11-----GEOMETRIC LAYOUT
- 12-14-----INLET & MANHOLE DETAILS
- 15-16-----JUNCTION BOX DETAILS
- 17-19-----TEMP. PROJECT WATER POLLUTION CONTROL
- 20-----SUMMARY OF QUANTITIES
- 21-27-----CONSTRUCTION SEQUENCE AND TRAFFIC CONTROL
- 28-37-----TRAFFIC CONTROL STANDARDS
- 38-44-----CROSS SECTIONS



Utility Locate Contacts



NOTE: ROAD SHALL REMAIN OPEN TO THRU TRAFFIC DURING CONSTRUCTION.

BEGIN PROJECT

CONVENTIONAL SIGNS

COUNTY LINE	-----	CENTER LINE OF PROJECT	-----
CITY LIMITS	-----	TERRACE	-----
STATE OR NATIONAL LINE	-----	CULVERTS	-----
TOWNSHIP, SECTION or GRANT LINE	-----	DROP INLET & STORM SEWER	-----
PROPERTY LINE	-----	ACCESS CONTROL	-----
HIGHWAY FENCE	-----	POWER POLE	-----
EXISTING FENCE	-----	TELEPHONE POLE	-----
GUARD FENCE	-----	MARSH	-----
CONSTRUCTION LIMITS	-----	HEDGE	-----
RIGHT OF WAY LINE	-----	TREES	-----
TRAVELED WAY	-----	PROFILE ELEVATION	-----
RAILROADS	-----	STREAM or CREEK	-----

GENERAL NOTE

ALL CONSTRUCTION METHODS AND MATERIALS USED IN THE CONSTRUCTION OF THE IMPROVEMENTS COVERED BY THESE PLANS SHALL BE IN ACCORDANCE WITH THE STANDARD TECHNICAL SPECIFICATIONS AND CURRENT REVISIONS ON FILE IN THE OFFICE OF THE CITY ENGINEER, CITY OF WICHITA, KANSAS. THE CITY ENGINEER'S DECISIONS ON QUESTIONS REGARDING THESE PLANS SHALL GOVERN.

CITY OF WICHITA, KANSAS  
DEPARTMENT OF PUBLIC WORKS - ENGINEERING DIVISION

RELEASED FOR CONSTRUCTION: 8-22-08 DATE  
*James L. Remon*  
CITY ENGINEER

ATTESTED: \_\_\_\_\_ DATE \_\_\_\_\_  
CITY CLERK

PLANS PREPARED BY: