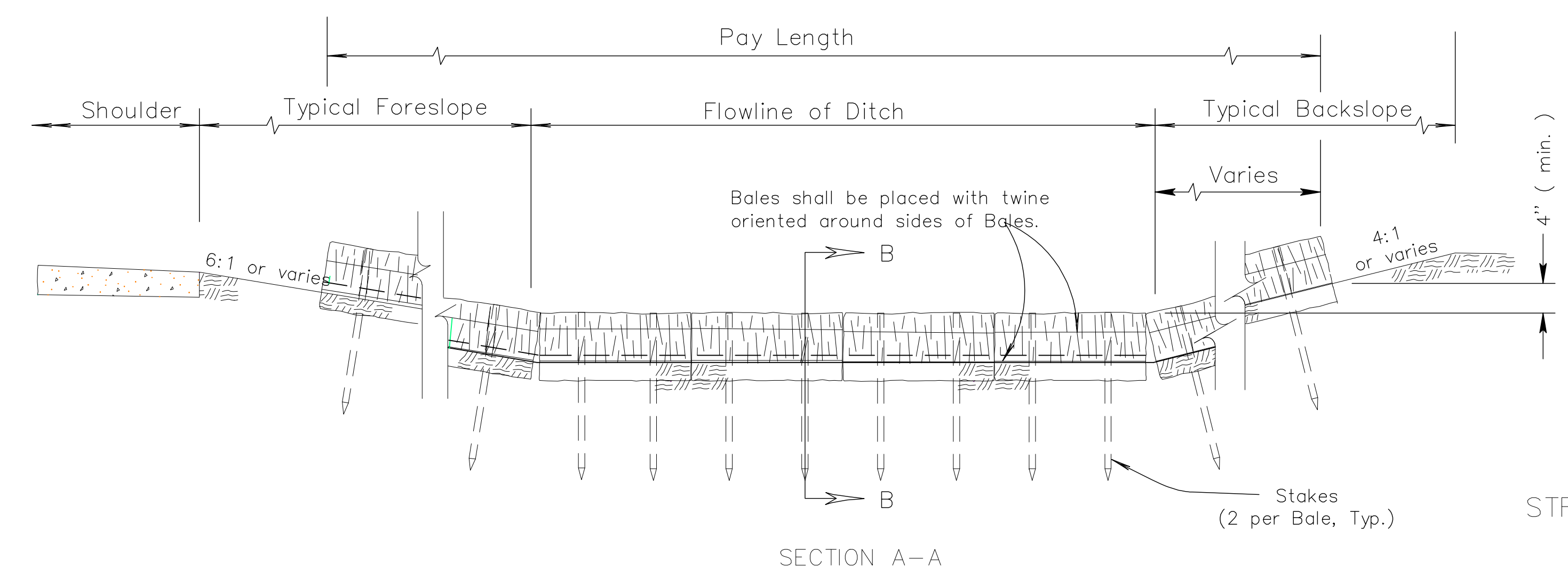
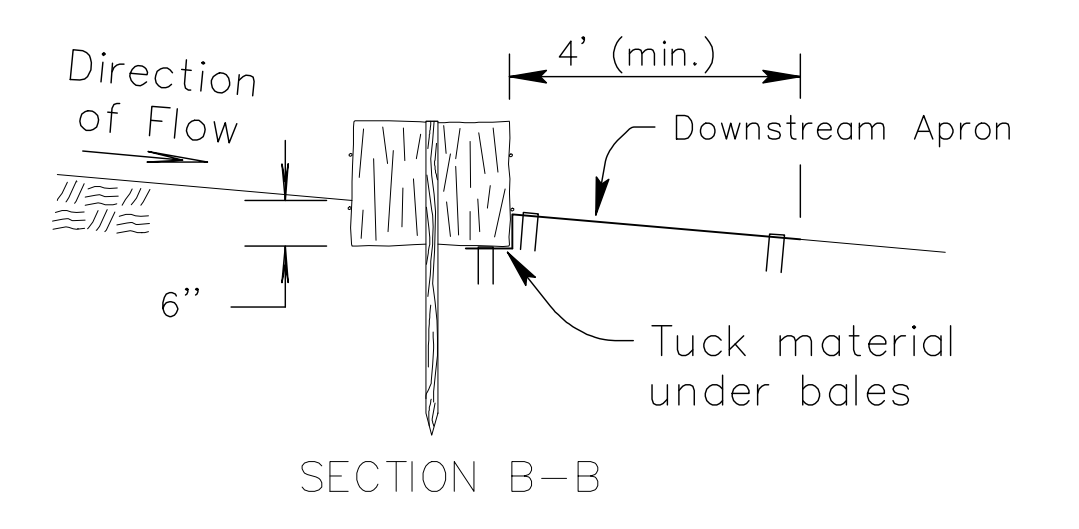
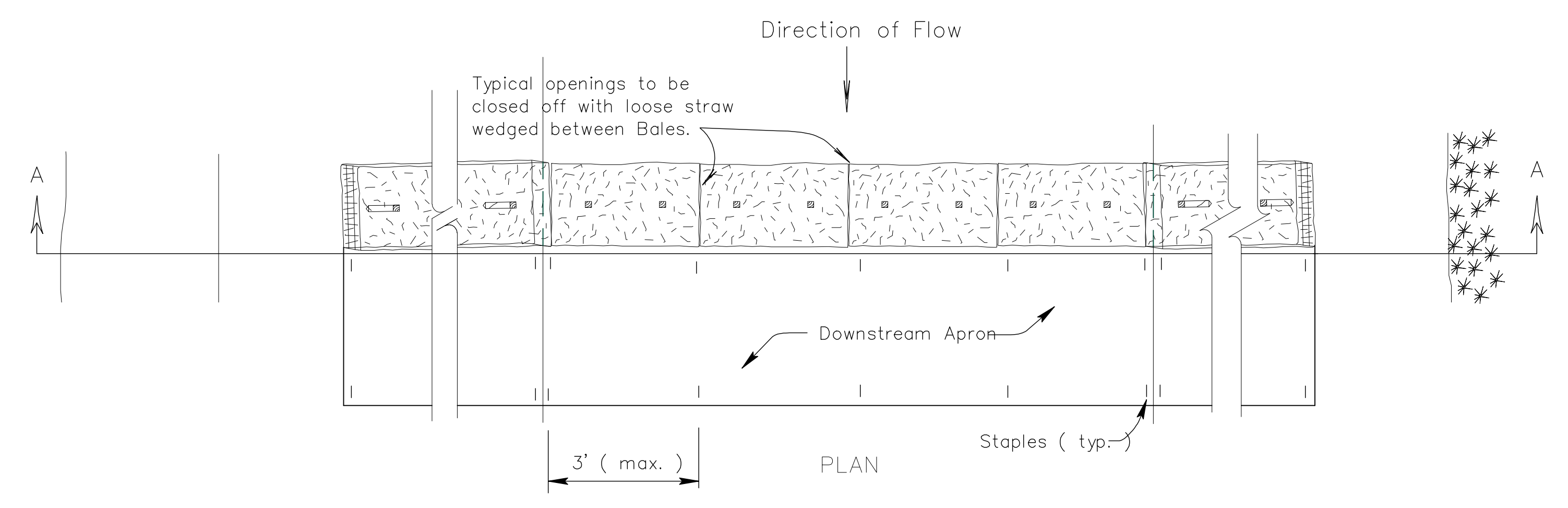


STATE	PROJECT NO.	YEAR	SHEET NO.	TOTAL SHEETS
KANSAS	472 84008		34	70

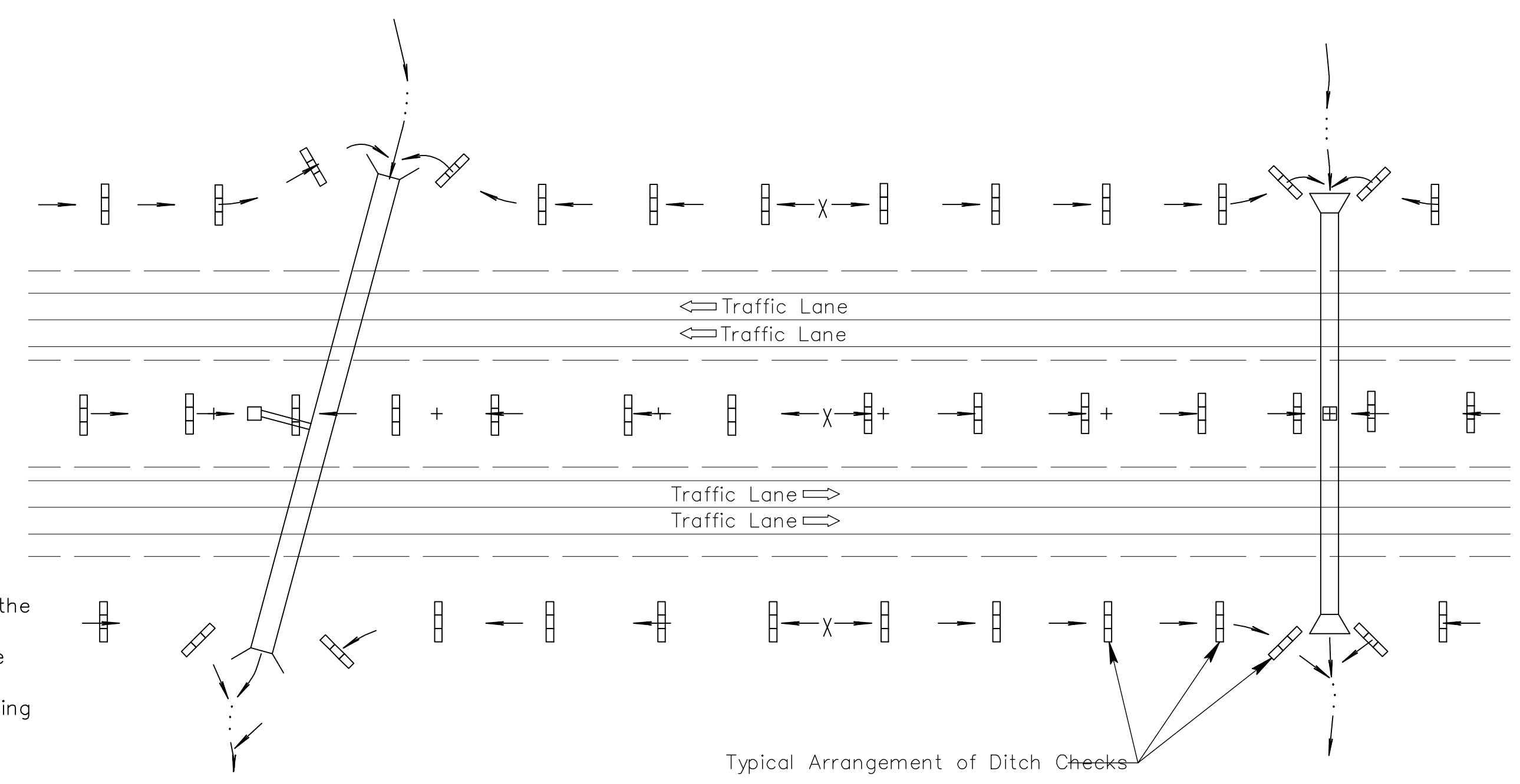


- STRAW OR HAY BALE NOTES:
1. Place bales tightly together, with loose straw or hay wedged between bales to close off openings.
 2. Wood stakes shall be 2" x 2" (nom.) x 4' (min.) long.
 3. Use as many bales as necessary to completely block the ditch and to prevent water from flowing around the ends of the ditch check.
 4. Use only twine to bind bales. The use of wire binding is prohibited because it does not readily biodegrade.
 5. Use silt fence material as the downstream apron to prevent scour below the ditch check.
 6. Wire staples shall be 6" long by 1" wide, minimum.

STRAW OR HAY BALE DITCH CHECK
NO SCALE

DITCH IC SLOPE (%)	SPACING INTERVAL (FEET)
1.0	200
2.0	100
3.0	65
4.0	50
5.0	40
6.0	33

NOTE: Use this spacing for all except Rock Ditch Checks.



TYPICAL DITCH CHECK LAYOUT PLAN
NO SCALE

- GENERAL NOTES:
- 1) The choice of ditch check methods is at the option of the Contractor.
 - 2) Use only rock checks in situations where the ditch slope exceeds 6 percent.
 - 3) Ditch checks damaged by Contractor's negligence, including improper maintenance or lack of maintenance, shall be repaired by Contractor at no extra cost to KDOT.

5					
4					
3					
2					
1	5/1 0/99	Revised Standard		WCL	RDR
NO.	DATE	REVISIONS		BY	APP'D
KANSAS DEPARTMENT OF TRANSPORTATION					
TEMPORARY EROSION AND POLLUTION CONTROL STRAW OR HAY BALE DITCH CHECKS					
LA852E					
F.H.W.A. APPROVAL	5/20/99	APP'D	Richard D. Ross		
DESIGNED	WCL	DETAILED	WCL	QUANTITIES	TRACED
DESIGN CK.	RDR	DETAIL CK.	RDR	QUAN. CK.	TRACE CK.