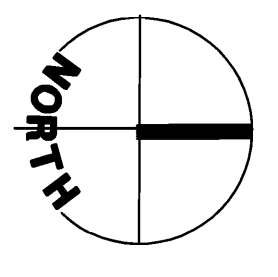
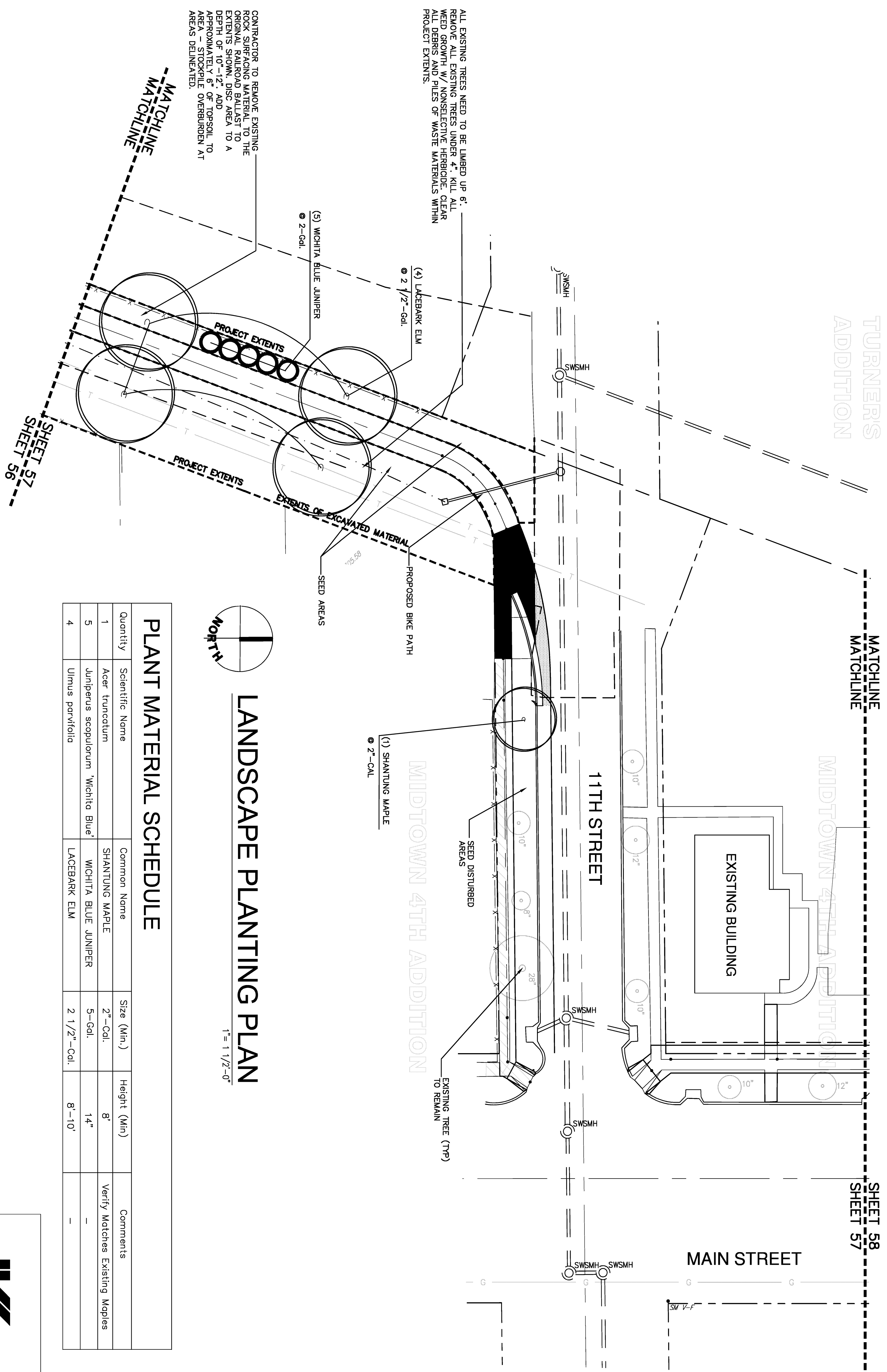


REFERENCES NOTED	BY	DATE
REFERENCES CHECKED		




LANDSCAPE PLANTING PLAN


1" = 1 1/2'-0"

PLANT MATERIAL SCHEDULE

Quantity	Scientific Name	Common Name	Size (Min.)	Height (Min.)	Comments
1	Acer truncatum	SHANTUNG MAPLE	2"-Cal.	8'	Verify Matches Existing Maples
5	Juniperus scopulorum 'Wichita Blue'	WICHITA BLUE JUNIPER	5-Gal.	14"	
4	Ulmus parvifolia	LACEBARK ELM	2 1/2"-Cal.	8-10'	



LAW/KINGDON, INC.
ARCHITECTS, ENGINEERS, PLANNERS
& LANDSCAPE ARCHITECTS
345 RIVERVIEW, WICHITA, KS 67203
Phone (316) 268-0200 Fax (316) 268-0205
Copyright 1991



Rugles & Bohm, P.A.
Engineering, Surveying, Land Planning
924 North Main
Wichita, Kansas 67203
www.rbkan.com

**MIDTOWN BIKEPATH/GREENWAY
Landscape Planting Plan
WICHITA, KANSAS**

DESIGN: **WAW**
REVIEW: **JB**
DATE: **08/07/07**

PROJECT NUMBER: **04395**
SHEET: **57**
OF: **67**

FYMA REGION NO.	STATE	PROJECT NUMBER	FISCAL YEAR	SHEET NUMBER	TOTAL SHEETS
	KANSAS				