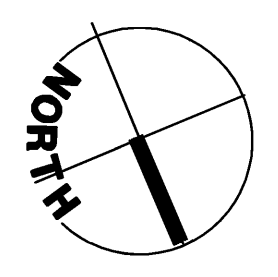
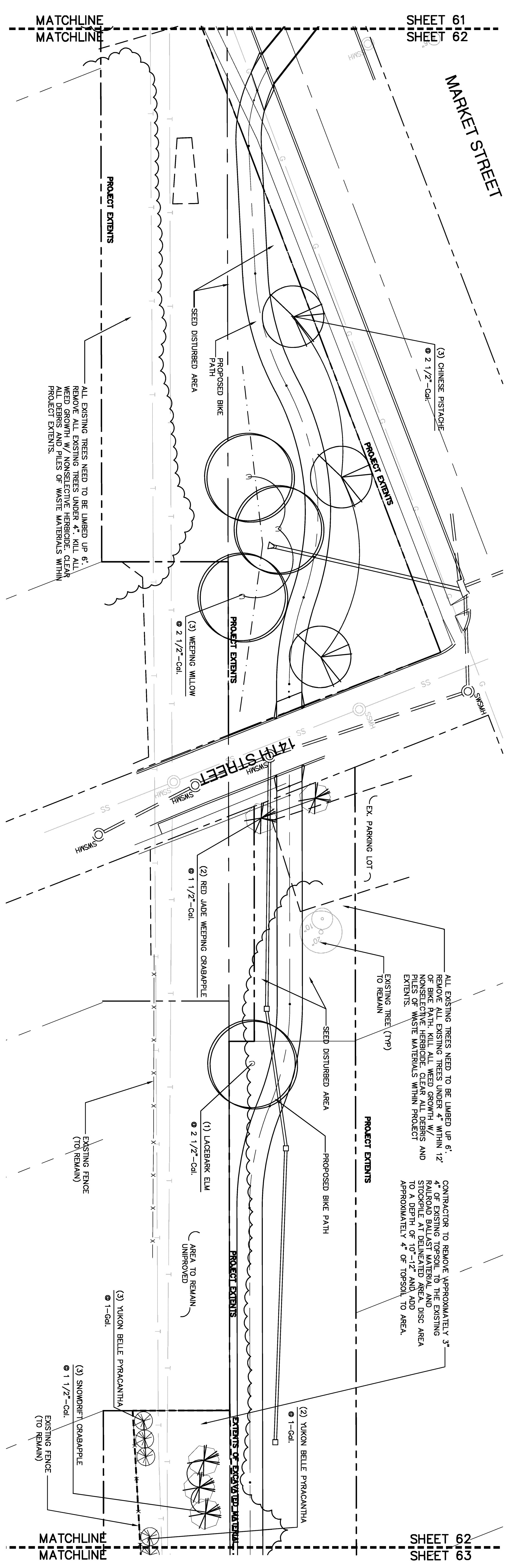


REFERENCES NOTED	BY	DATE
REFERENCES CHECKED		



LANDSCAPE PLANTING PLAN

1" = 20'-0"


PLANT MATERIAL SCHEDULE

Quantity	Scientific Name	Common Name	Size (Min.)	Height (Min)	Comments
2	Molus 'Red Jade'	RED JADE WEeping CRABAPPLE	1 1/2"-Cdl.	6'	-
3	Molus 'Snowdrift'	SNOWDRIFT CRABAPPLE	1 1/2"-Cdl.	4'	-
4	Pistocia chinensis	CHINESE PISTACHE	2 1/2"-Cdl.	8'-10'	-
5	Pyraecantha ogustifolia 'Monon'	YUKON BELLE PYRACANTHA	1-Cdl.	10'	-
3	Salix bobbyonica	WEeping WILLOW	2 1/2"-Cdl.	8'-10'	-
1	Ulmus parvifolia	LACEBARK ELM	2 1/2"-Cdl.	8'-10'	-

FWMA REGION NO.	STATE	PROJECT NUMBER	FISCAL YEAR	SHEET NUMBER	TOTAL SHEETS
	KANSAS			67	

SHEET 62
SHEET 63

MIDTOWN BIKEPATH/GREENWAY Landscape Planting Plan WICHITA, KANSAS



Rugles & Bohm, P.A.
Engineering, Surveying, Land Planning
924 North Main
Wichita, Kansas 67203
www.rbkansas.com
(316) 264-8008
(316) 264-4821 fax
E-mail: info@rbkansas.com

DESIGN	FWMA	DATE	08/07/07
REVIEW	WAW	PROJECT NUMBER	04395
TITLE	JB		
SHEET	62		
OF	67		