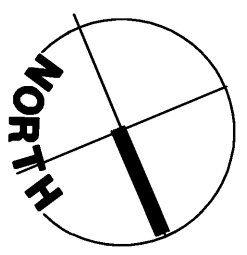
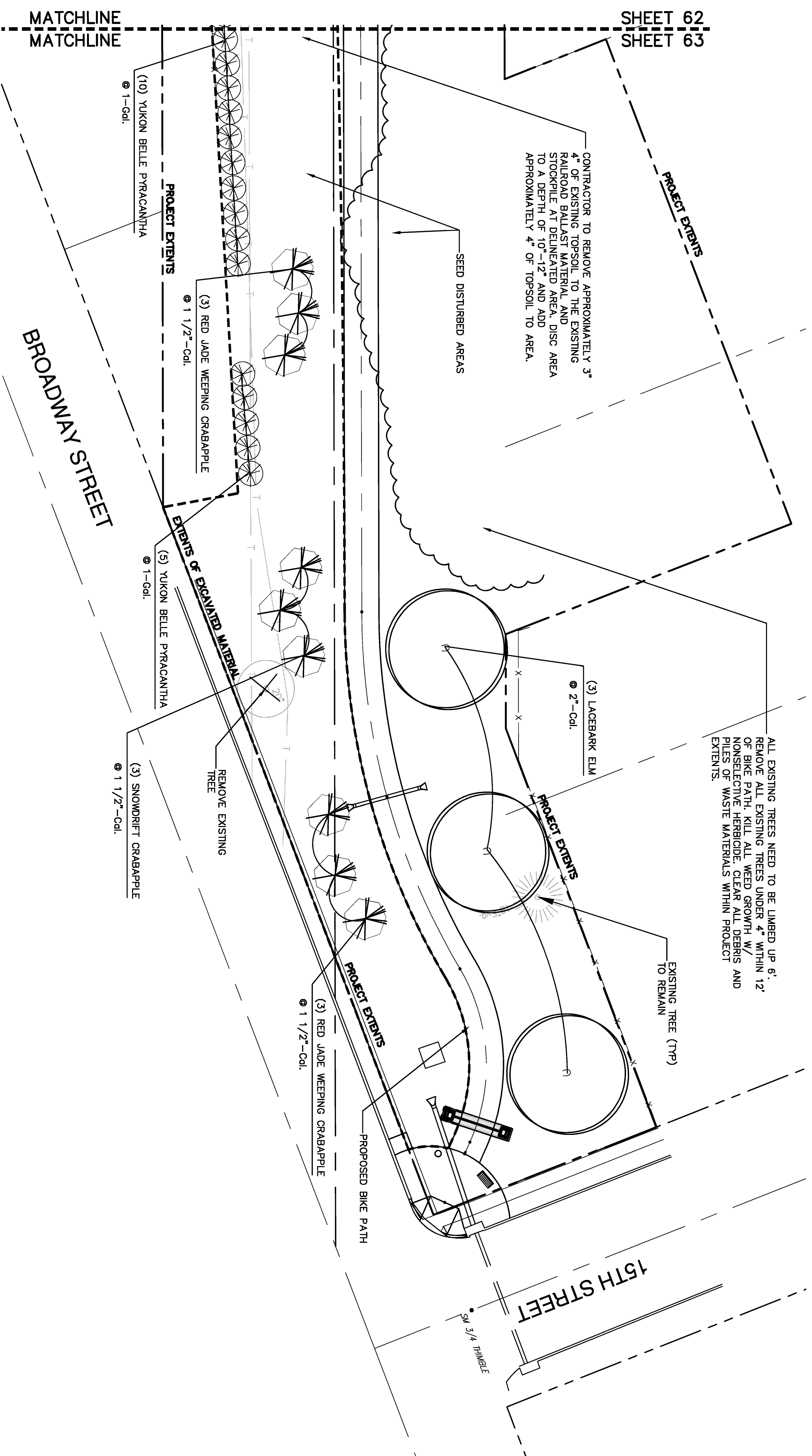


REFERENCES NOTED	BY	DATE
REFERENCES CHECKED		



LANDSCAPE PLANTING PLAN


1" = 20'-0"

Quantity	Scientific Name	Common Name	Size (Min.)	Height (Min.)	Comments
3	Ulmus parvifolia	LACEBARK ELM	2"-Cal.	10'-12'	-
6	Malus 'Red Jade'	RED JADE WEEPING CRABAPPLE	2"-Cal.	6'	-
10	Malus 'Snowdrift'	SNOWDRIFT CRABAPPLE	2"-Cal.	4'	-
15	Pyracantha agustifolia 'Monon'	YUKON BELLE PYRACANTHA	1-Gal.	10"	-

PLANT MATERIAL SCHEDULE

FYMA REGION NO.	STATE	PROJECT NUMBER	FISCAL YEAR	SHEET NUMBER	TOTAL SHEETS
	KANSAS			67	

MIDTOWN BIKEPATH/GREENWAY Landscape Planting Plan WICHITA, KANSAS




Ruggles & Bohm, P.A.
Engineering, Surveying, Land Planning

924 North Main
Wichita, Kansas 67203
www.rbohm.com

(316) 264-8008
(316) 264-4821 fax
E-mail: info@rbohm.com

DESIGN	PKM	DATE	08/07/07
REVIEW	WAW		
DATE			



LAW/KINGDON, INC.
ARCHITECTS, ENGINEERS
& LANDSCAPE ARCHITECTS
345 RIVERVIEW, WICHITA, KS 67203
Phone (316) 268-0290 Fax (316) 268-0205
Copyright 1991

PROJECT NUMBER: 04395