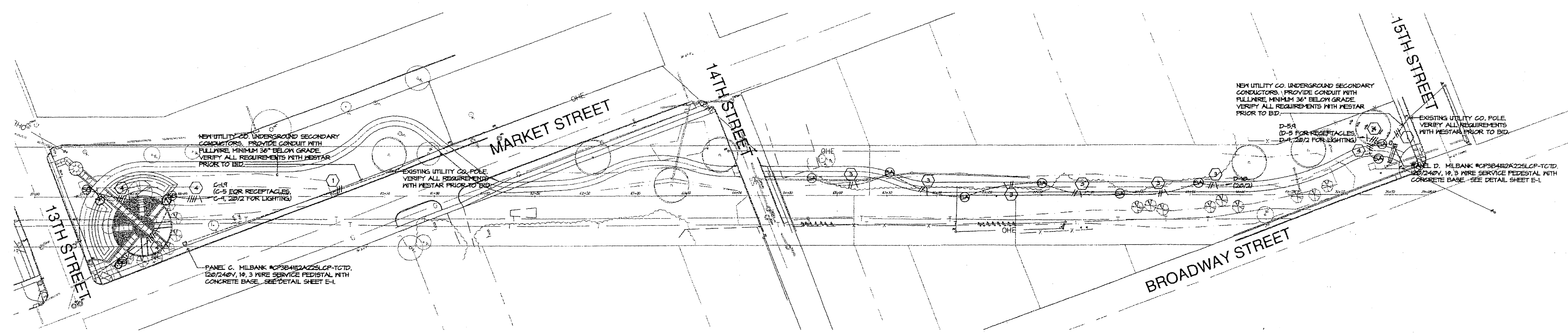
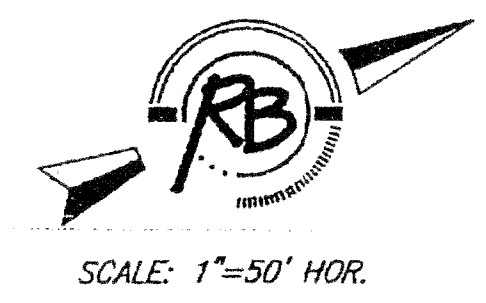


FHWA REGION NO.	STATE	PROJECT NUMBER	FISCAL YEAR	SHEET NUMBER	TOTAL SHEETS
X	KANSAS	X	X	X	X





**13TH, 14TH, 15TH & MARKET STREETS
SITE LIGHTING PLAN**




SYMBOL LIST		
SYMBOL	DESCRIPTION	MOUNTING
(A)	FLUORESCENT FIXTURE & FIXTURE LETTER	CEILING
(A)	FLUORESCENT FIXTURE & FIXTURE LETTER	CEILING
(A)	INCAND. OR H.I.D. FIXTURE & FIXT. LETTER	SURF/RECESSED
(A)	INCAND. OR H.I.D. FIXTURE & FIXT. LETTER	HALL/BRACKET
(A)	EXIT FIXT. - SHADING DENOTES FACE(S)	CEIL./WALL
(A)	GFCI DUPLEX GROUNDED RECEPTACLE	1-3\"/>

- GENERAL NOTES**
- VERIFY ALL OUTLET LOCATIONS ON THE JOB PRIOR TO ROUGH-IN.
 - REFER TO RELATED ARCHITECTURAL, MECHANICAL, AND STRUCTURAL DRAWINGS FOR RELATED INFORMATION.
 - REFER TO THE SPECIFICATIONS FOR DATA NOT ON THE DRAWINGS.
 - COORDINATE OUTLET BOX LOCATIONS WITH MASONRY TO MINIMIZE CUTTING OF BRICK OR BLOCK.
 - ALL MOUNTING HEIGHTS TO BOTTOM OF ITEM UNLESS OTHERWISE NOTED.
 - E.G. SHALL REFER TO CIVIL DRAWINGS AND SPECIFICATIONS FOR THE EXACT LOCATIONS OF ALL LIGHTING FIXTURES FOR THIS PROJECT.
 - CONDUIT RUN IN CONDUCTORS AS INDICATED, CONDUIT SIZE AS REQUIRED. CONDUIT RUN TO PANEL DEVICE SIZE AS INDICATED (AMP/POLE). CIRCUIT WITHOUT INDICATION IS ROUTED TO 200A J.P. BREAKER.
 - A GROUND CONDUCTOR SIZED PER N.E.C. ARTICLE 250 IS REQUIRED IN ALL POWER, RECEPTACLE, AND LIGHTING CIRCUITS. GROUND CONDUCTORS ARE NOT SHOWN ON DRAWINGS.



Electrical Engineering and Design
349 S. Hydraulic
Wichita, Ks. 67211-1908
(316) 264-3091
FAX: (316) 264-3542
05023-041



Ruggles & Bohm, P.A.
Engineering, Surveying, Land Planning
524 North Main
Wichita, Kansas 67203
www.rbkansas.com
(316) 264-8008
(316) 264-4621 fax
E-mail: info@rbkansas.com

DESIGN	REVIEW	UTILITY	DATE

SHEET
E-3
OF
3