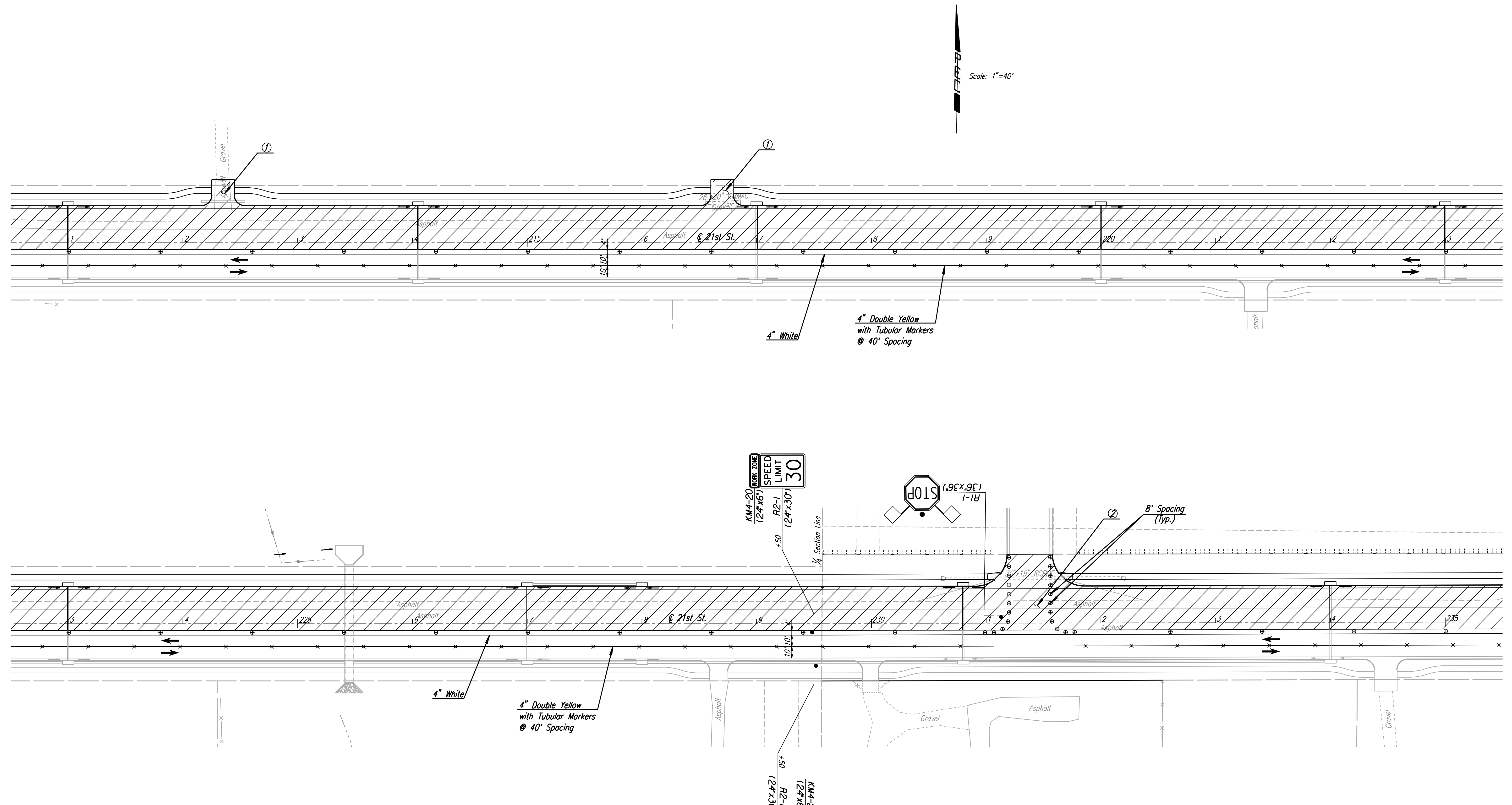





DSNR: WDH OPER: SVB SCALE: 1"=40' 10-3-2007 14:36:46 LAST REV: 5-23-2008 BY: svb
 I:/2001/01616/Traffic Control/01616-T.C. Stage 3 211.DGN




Note: Utilities are not shown on Traffic Control Plans. The Contractor is responsible for verification as to type and location of underground utilities as may be necessary to avoid damage thereto. The Contractor is responsible for repairing any damage to underground utilities.

- ① Provide temporary all weather access to entrance at all times during construction.
- ② Contractor to provide all weather access to school at all times via entrance at Sta. 231+38 and/or Sta. 236+44. Coordinate construction so these two entrances are not closed at the same time. Entrance work to be completed and opened to traffic as soon as possible.



- LEGEND**
- ⊕ Channelizing Device at 80' Spacing unless otherwise Noted.
 - × Tubular Marker at 40' Spacing
 - Work Area (New Pavement)
 - Direction of Traffic



No.	Revision	By	Date
	21ST ST.		
TRAFFIC CONTROL PLAN			
STAGE 3 - STA. 211+00 TO STA. 235+00			
JAMES L. ARMOUR, P.E. - CITY ENGINEER CITY OF WICHITA PROJECT NO. 472-84636			
Professional Engineering Consultants, P.A. 303 S. TOPEKA • WICHITA, KANSAS 67202 316-262-2691 • FAX 316-262-3003			
Designed by	WDH	Job No.	01616
Drawn by	SVB	Date	August, 2008
			SH. 178 of 282