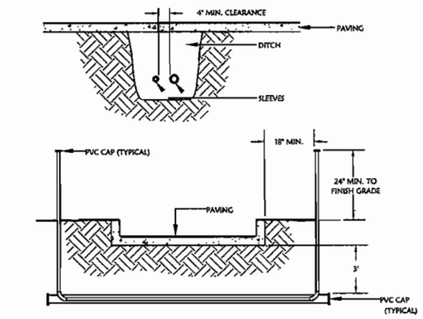

NOTES:
1. ALL PVC IRRIGATION SLEEVES TO BE SCHEDULE 40 PIPE.
2. ALL JOINTS TO BE SOLVENT WELDED AND WATERTIGHT.
3. WHERE THERE IS MORE THAN ONE SLEEVE, EXTEND THE SMALLER SLEEVE TO 24-INCHES MINIMUM ABOVE FINISH GRADE.
4. MECHANICALLY TAMP TO 95% PROCTOR.

SLEEVING

N.T.S.

D501

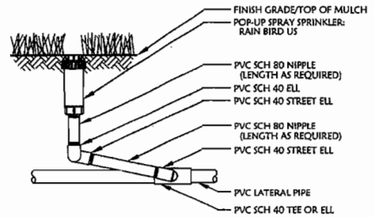

POP-UP SPRAY SPRINKLER

RAIN BIRD U5 200
N.T.S.

D524

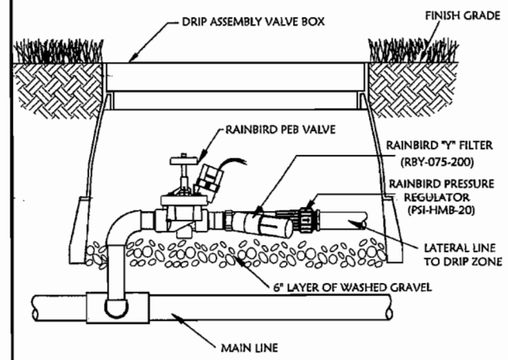

DRIP VALVE ASSEMBLY

N.T.S.

D537

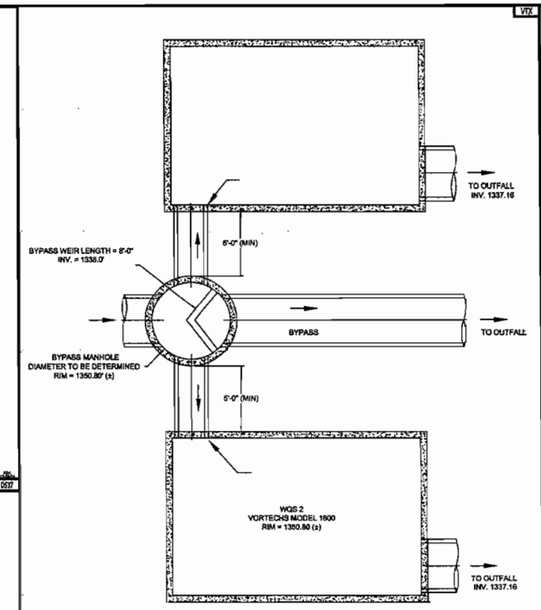

This CADD file is for the purpose of specifying stormwater treatment equipment to be furnished by CONTECH Stormwater Solutions and may only be transferred to other documents exactly as provided by CONTECH Stormwater Solutions. Title block information, excluding the CONTECH Stormwater Solutions logo and the Vortechs Stormwater Treatment System designation and patent number, may be deleted if necessary. Revisions to any part of this CADD file without prior coordination with CONTECH Stormwater Solutions shall be considered unauthorized use of proprietary information.

CONTECH STORMWATER SOLUTIONS
contechstormwater.com

LOWES
WICHITA, KANSAS
STORMWATER TREATMENT SYSTEM
PARALLEL VORTECHS® MODEL 16000

DATE: 09/07/07 | SCALE: NONE | FILE NAME: Typical VX Parallel Bypass LO | DRAWN: RRH | CHECKED: RRH

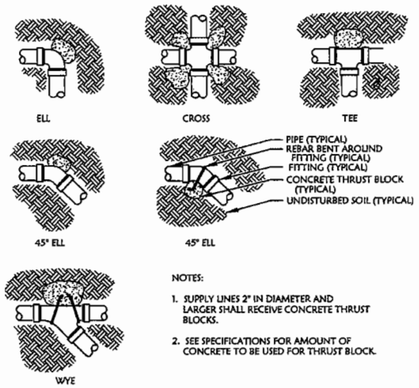

NOTES:
1. SUPPLY LINES 2" IN DIAMETER AND LARGER SHALL RECEIVE CONCRETE THRUST BLOCKS.
2. SEE SPECIFICATIONS FOR AMOUNT OF CONCRETE TO BE USED FOR THRUST BLOCK.

IRRIGATION THRUST BLOCKING

N.T.S.

D502

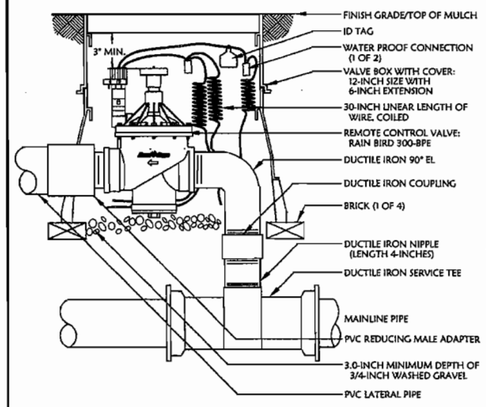

REMOTE CONTROL VALVE

RAIN BIRD 300-BPE
N.T.S.

D527

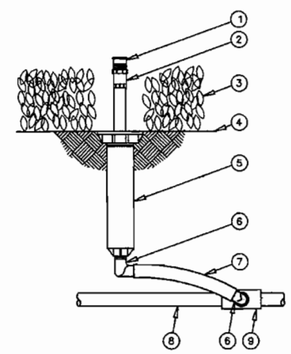

1. PRESSURE COMPENSATING BUBBLER: RAIN BIRD 5HB
2. PLASTIC ADAPTER: RAIN BIRD MODEL PA-80
3. PLANT MATERIAL
4. FINISH GRADE/TOP OF MULCH
5. POP-UP SPRAY SPRINKLER: RAIN BIRD 1804
6. 1/2-INCH MALE NPT x .490-INCH BARB ELBOW: RAIN BIRD MODEL SBE-050
7. SWING PIPE, 12-INCH LENGTH: RAIN BIRD MODEL SP-100
8. PVC LATERAL PIPE
9. PVC SCH 40 TEE OR ELL

BUBBLER

N.T.S.

D529

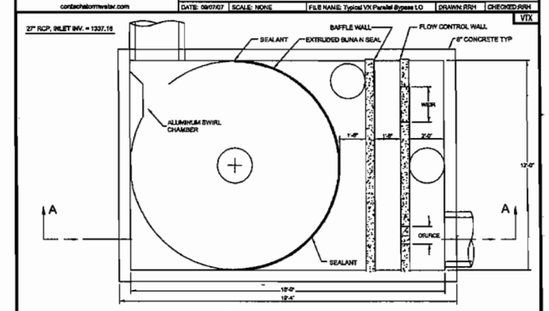

PLAN VIEW B - B

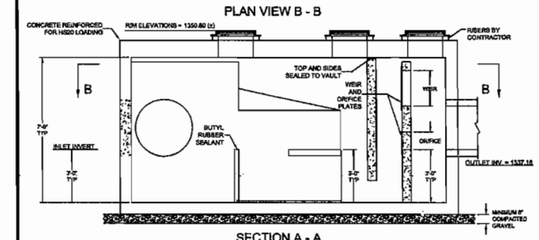

SECTION A - A

NOTES:
1. STORMWATER TREATMENT SYSTEM (SWTS) SHALL HAVE:
   PEAK TREATMENT CAPACITY: 25 CFS
   SEDIMENT STORAGE: 7.1 CU YD
   SEDIMENT CHAMBER DIA: 12' MIN
2. SWTS SHALL BE CONTAINED IN ONE RECTANGULAR STRUCTURE
3. SWTS REMOVAL EFFICIENCY SHALL BE DOCUMENTED BASED ON PARTICLE SIZE/SPECIFIED
4. SWTS SHALL RETAIN FLOATABLES AND TRAPPED SEDIMENT UP TO AND INCLUDING PEAK TREATMENT CAPACITY
5. SWTS INVERTS IN AND OUT ARE TYPICALLY AT THE SAME ELEVATION
6. SWTS SHALL NOT BE COMPROMISED BY EFFECTS OF DOWNSTREAM TAILWATER
7. SWTS SHALL HAVE NO INTERNAL COMPONENTS THAT OBSTRUCT MAINTENANCE ACCESS
8. INLET PIPE MUST BE PERPENDICULAR TO THE STRUCTURE
9. PURCHASER SHALL NOT BE RESPONSIBLE FOR ASSEMBLY OF UNIT
10. MANHOLE FRAMES AND PERFORATED COVERS SUPPLIED WITH SYSTEM, NOT INSTALLED
11. PURCHASER TO PREPARE EXCAVATION AND PROVIDE CRANE FOR OFF-LOADING AND SETTING AT TIME OF DELIVERY
12. VORTECHS SYSTEMS BY CONTECH STORMWATER SOLUTIONS: PORTLAND, OR (503) 244-3680/(800) 548-4667; SCARBOROUGH, ME (877) 607-8376; LATHAM, NY (800) 740-3318.

This CADD file is for the purpose of specifying stormwater treatment equipment to be furnished by CONTECH Stormwater Solutions and may only be transferred to other documents exactly as provided by CONTECH Stormwater Solutions. Title block information, excluding the CONTECH Stormwater Solutions logo and the Vortechs Stormwater Treatment System designation and patent number, may be deleted if necessary. Revisions to any part of this CADD file without prior coordination with CONTECH Stormwater Solutions shall be considered unauthorized use of proprietary information.

CONTECH STORMWATER SOLUTIONS
contechstormwater.com

LOWES
WICHITA, KANSAS
STORMWATER TREATMENT SYSTEM
VORTECHS® MODEL 16000

U.S. PATENT No. 5,790,413

DATE: 09/07/07 | SCALE: NONE | FILE NAME: Standard 16k | DRAWN: RRH | CHECKED: RRH

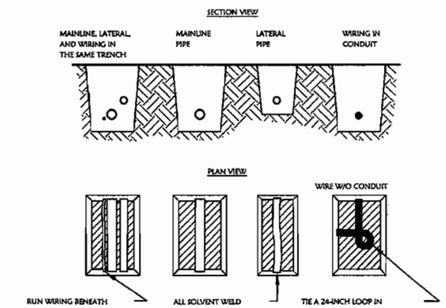

NOTES:
1. SLEEVE BELOW ALL HARDSCAPE ELEMENTS WITH SCHEDULE 40 PVC TWICE THE DIAMETER OF THE PIPE OR WIRE BUNDLE WITHIN.
2. FOR PIPE AND WIRE BURIAL DEPTHS SEE SPECIFICATIONS.

PIPE & WIRE TRENCHING

N.T.S.

D503

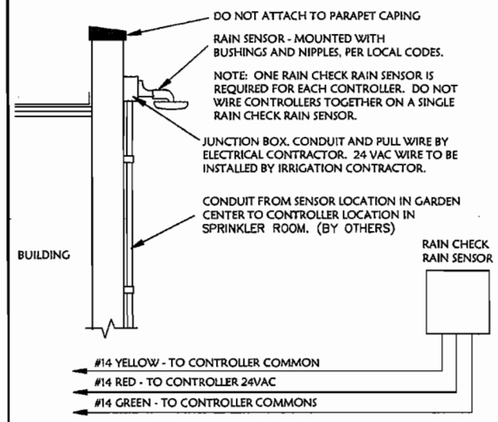

RAIN SENSOR

N.T.S.

D535

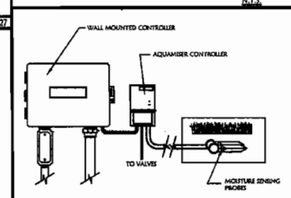

CONTROLLER AND SENSOR PROBES

N.T.S.

D532

REVISIONS

PRE-BID SET ISSUE DATE	POST BID SET ISSUE DATE	DATE	DESCRIPTION

Civil Engineering Inc.
Bentonville • Kansas City • Austin

LOWE'S HOME CENTERS, INC.
1605 CURTIS BRIDGE ROAD
REEC DOCK
WILKESBORO, NC 28697
336.658.4000 (V) 336.658.3257 (F)

THIS DRAWING IS THE PROPERTY OF LOWES HOME CENTERS, INC. ANY USE OR REPRODUCTION IN WHOLE OR PART IS PROHIBITED WITHOUT THE EXPRESSED WRITTEN CONSENT OF LOWES HOME CENTERS, INC. COPYRIGHT 2003 ALL RIGHTS RESERVED

LOWE'S

DETAIL SHEET

LOWE'S OF N.W. WICHITA
MAIZE RD. & CENTRAL PARK ST. WICHITA, KS.

PROJECT No: 04-0460 | DRAWN BY: JG | CHECKED BY: SM

ORIGINAL ISSUE DATE:
PERMIT SET ISSUE DATE:
CONSTRUCTION SET ISSUE DATE: 8-17-07

DRAWING NUMBER:
23