

SOUTHEAST 48" SUPPLY LINE PHASE 1B - MAIN TO WASHINGTON

90182
84333

OCA NO. 633791

CITY OF WICHITA PROJECT NO. 448-90182

WATERMAN SANITARY SEWER IMPROVEMENTS

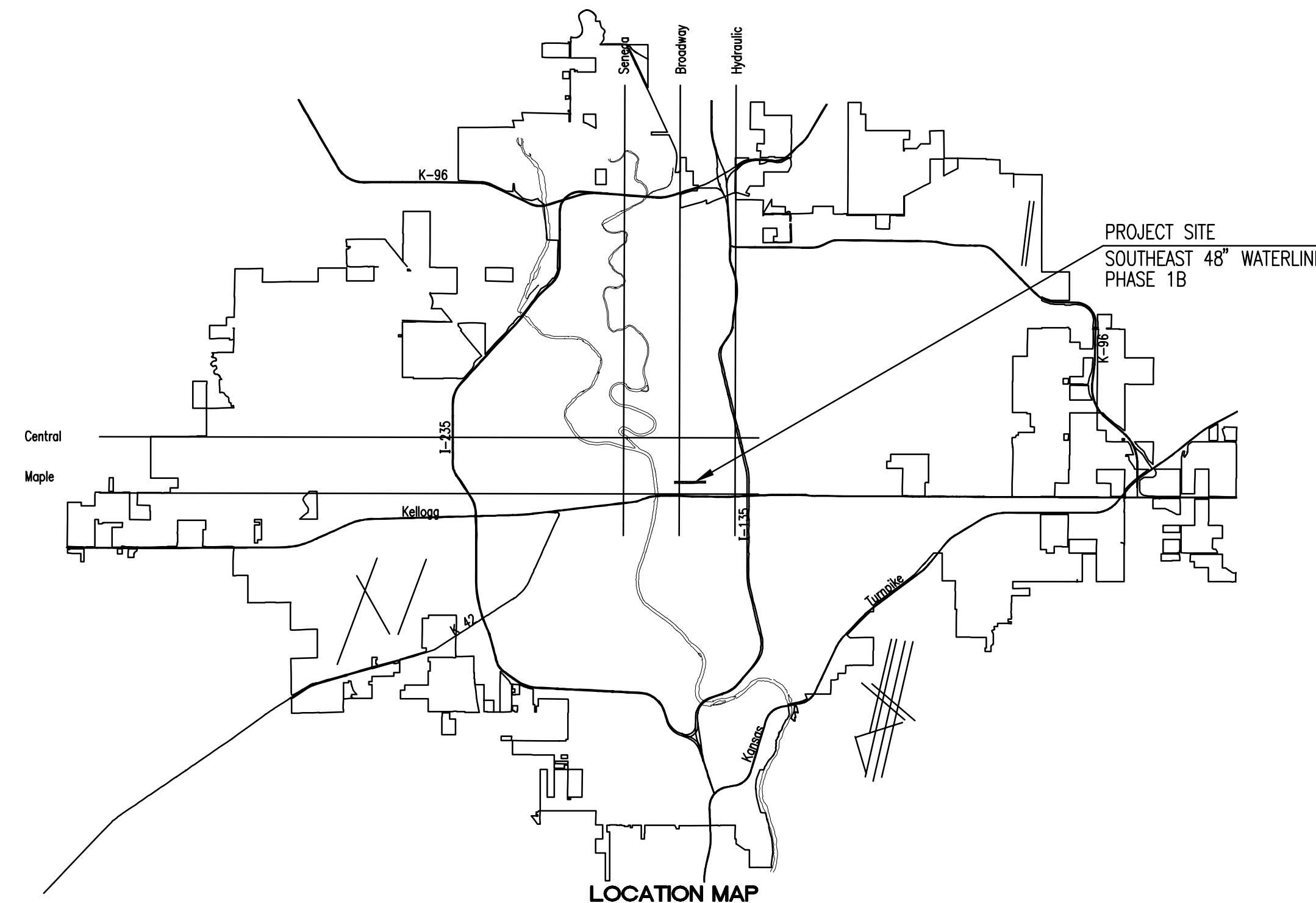
EMPORIA TO COMMERCE

CITY OF WICHITA PROJECT NO. 468-84333

OCA NO. 620473

CITY OF WICHITA, KANSAS

JAMES L. ARMOUR, P.E. - CITY ENGINEER



INDEX OF SHEETS

SHEET NO. W1	TITLE SHEET
SHEET NO. W2	KEY MAP AND GENERAL NOTES
SHEET NO. W3	HORIZONTAL AND VERTICAL CONTROL
SHEET NO. W4	CITY OF WICHITA WATERLINE MAP
SHEET NO. W5-W7	WATER DETAILS
SHEET NO. W8-W16	WATERLINE PLAN/PROFILE
SHEET NO. W17-W25	WATERLINE ADJUSTMENT PLANS
SHEET NO. W26-27	MISCELLANEOUS ADJUSTMENT PLANS
SHEET NO. W28	SANITARY SEWER PLAN/PROFILE
SHEET NO. W29	TYPE "P" MANHOLE DETAILS
SHEET NO. W30	FRAME & COVER DETAILS
SHEET NO. W31	MANHOLE ADJUSTMENT DETAILS

Contractor
Mike Foster - City of Wichita, Inspector
Date Released
As-Built
pdf: APR 01/30/2009

FEBRUARY 2007

PLANS PREPARED BY
PROFESSIONAL ENGINEERING CONSULTANTS, P.A.
ENGINEERS
WICHITA, KANSAS

DATE	BY
CHECKED	CHECKED
PLAN	

DATE	BY
CHECKED	CHECKED
PROFILE	

Sowed 02-27-2007 10:23:36 AM by CSI
 Plot Scale 1:20 02-27-2007 10:55:04 AM by BEJ
 J:\SENTOU\2006\06237\2007-02-28 Final to COM\DWG\W28-SSU.mcd

N-1,684,277.6009, E-1,650,632.6230
 Sta. 9+34.2
 Install New 20" Pipe. Seal new 20" Pipe to MH with an approved waterstop gasket and non-shrink grout. Construct a minimum of 3' Reinforced Concrete Encasement from MH wall. Reshape MH floor to provide smooth flow. This work shall be considered subsidiary to the price bid for pipe in place. Plug existing 8" pipes North West and North East.
 Adjust manhole top elevation.
 Existing Top of Manhole Elev. = 1295.8
 Proposed Top of Manhole Elev. = 1296.0
 Difference = -0.2'

Replaced 20" SS

Sta. 9+43.00 to Sta. 9+88.00
 Construct 45 L.F. Reinforced Concrete Encasement.

CAUTION !!!
Proposed 6"x3" RCP Storm Water Sewer

Replaced 20" SS

Install 65.8 L.F. 20" Pipe

CAUTION !!!
Proposed Elec. Duct Bank

CAUTION !!!
Prop. 16" Waterline

CAUTION !!!
Existing 16" Waterline

CAUTION !!!
Prop. 48" Waterline

N-1,684,343.4065, E-1,650,631.4370
 Sta. 10+00.0 *
 Construct MH 1 over existing 20" pipe. Remove top half of 20" pipe thru MH. Standard MH Shape invert to provide smooth flow.

CAUTION !!!
8" Waterline (City of Wichita)

WATERLINE NO. 1
See sheet no. W12

N-1,684,341.0873, E-1,650,517.9269
 Sta. 11+13.5
 Remove existing Brick MH and reconnect existing 4" Service Line (N) to proposed 8" Pipe.

CAUTION !!!
Proposed 12" RCP Storm Water Sewer

CAUTION !!!
12" RCP Storm Water Sewer

CAUTION !!!
12" RCP Storm Water Sewer

CAUTION !!!
Traffic Signal (City of Wichita)
Contractor shall support in place and protect from damage.

CAUTION !!!
6" Waterline (City of Wichita)

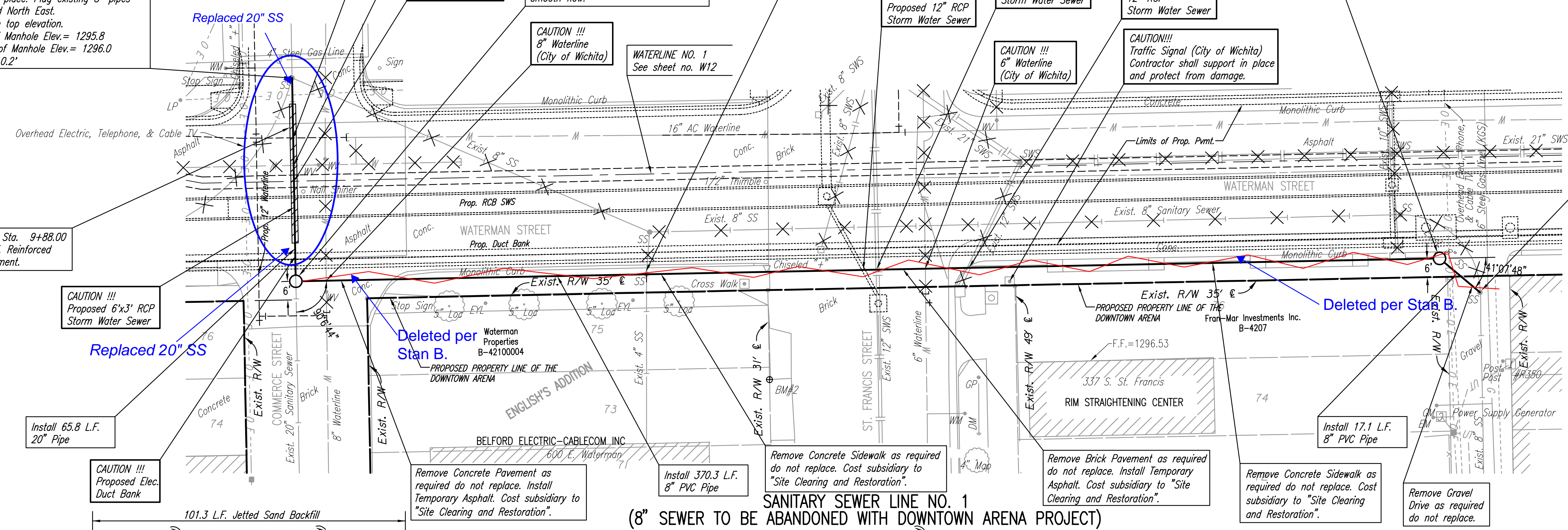
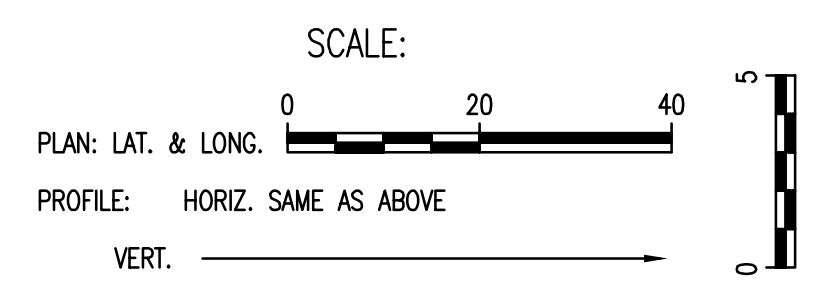
N-1,684,336.0079, E-1,650,261.1846
 Sta. 13+70.3
 Const. MH 2
 Standard MH

N-1,684,346.9898, E-1,650,248.0900
 Sta. 13+87.4
 Core existing concrete MH wall and Install New 8" Pipe. Seal new 8" Pipe to MH with an approved waterstop gasket and non-shrink grout. Construct a minimum of 3' Reinforced Concrete Encasement from MH wall. Reshape MH floor to provide smooth flow. Plug existing 8" pipe South. This work shall be considered subsidiary to the price bid for pipe in place.

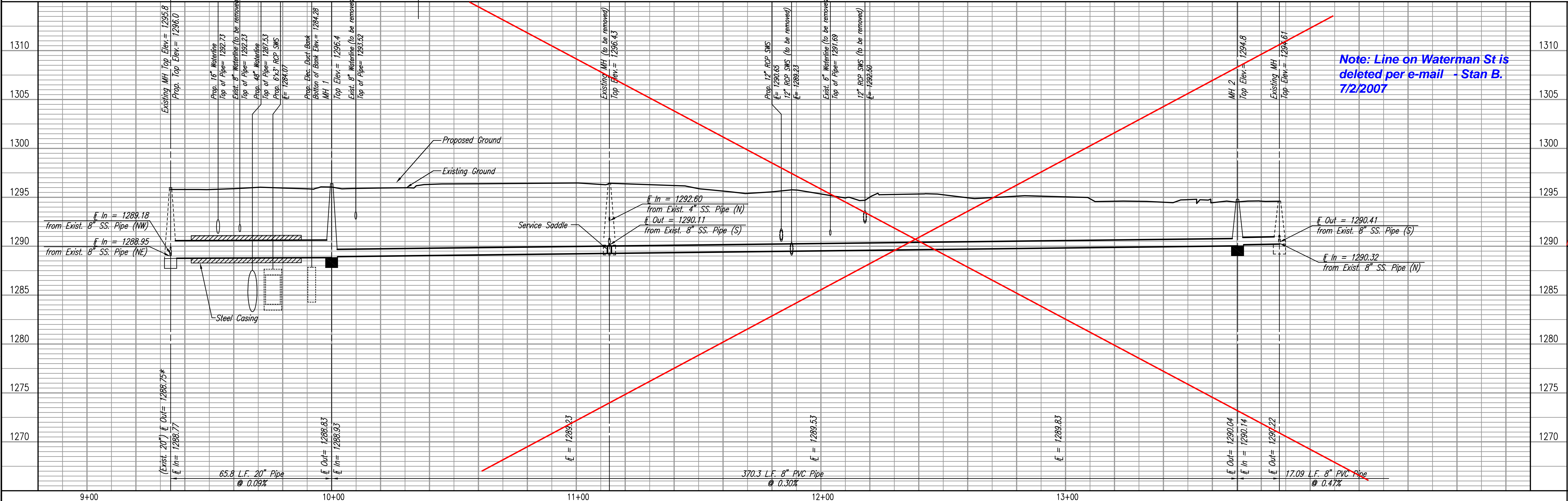
* PRIOR TO BEGINNING CONSTRUCTION, THE CONTRACTOR SHALL EXCAVATE THE EXISTING 20" PIPE AT SANITARY SEWER STATION 10+00.0 TO VERIFY ITS HORIZONTAL AND VERTICAL LOCATION. THE PIPE LOCATION SHALL BE REPORTED TO THE ENGINEER SO THAT ANY NECESSARY PLAN MODIFICATIONS CAN BE MADE. ANY ADDITIONAL LABOR OR MATERIALS NECESSARY TO COMPLETE THE CONNECTION SHALL BE CONSIDERED SUBSIDIARY TO THE PROJECT.

NOTE: CONTRACTOR SHALL BE RESPONSIBLE FOR MAINTAINING CONTINUOUS FLOW OF SEWAGE THROUGH CONSTRUCTION. CONTRACTOR'S PROPOSED METHOD FOR MAINTAINING SEWAGE FLOW SHALL BE APPROVED BY THE ENGINEER. COST OF MAINTAINING FLOW OF SEWAGE THROUGH CONSTRUCTION WILL NOT BE PAID FOR DIRECTLY AND SHALL BE CONSIDERED SUBSIDIARY TO OTHER RELATED ITEMS OF WORK.

X = Denotes Pipe to be removed. (See Paving and Storm Sewer Plans also.)



SANITARY SEWER LINE NO. 1
(8" SEWER TO BE ABANDONED WITH DOWNTOWN ARENA PROJECT)



Note: Line on Waterman St is deleted per e-mail - Stan B. 7/2/2007

WATERMAN SANITARY SEWERS IMPROVEMENTS,
 EMPORIA TO COMMERCE
SANITARY SEWER LINE NO. 1
 JAMES L. ARMOUR, P.E. - CITY ENGINEER
 CITY OF WICHITA PROJECT NO. 468-44333
 Professional Engineering Consultants, P.A.
 803 S. TOPICKA AVENUE, SUITE 100, WICHITA, KANSAS 67202
 316-262-2691 • FAX 316-262-3008
 Job No. 35-05787-001-042 Date March 2006
 Designed By MDK Drawn By CSL
 Sheet W28 of 31