NOTE
RIPRAP SHALL BE INSTALLED ACCORDING TO STD SPEC WITH TOE WALLS ON ALL UNPROTECTED EDGES. THE TOE WALL SHOWN ON THE PLANS SHALL BE IN ADDITION TO THE STD SPEC.

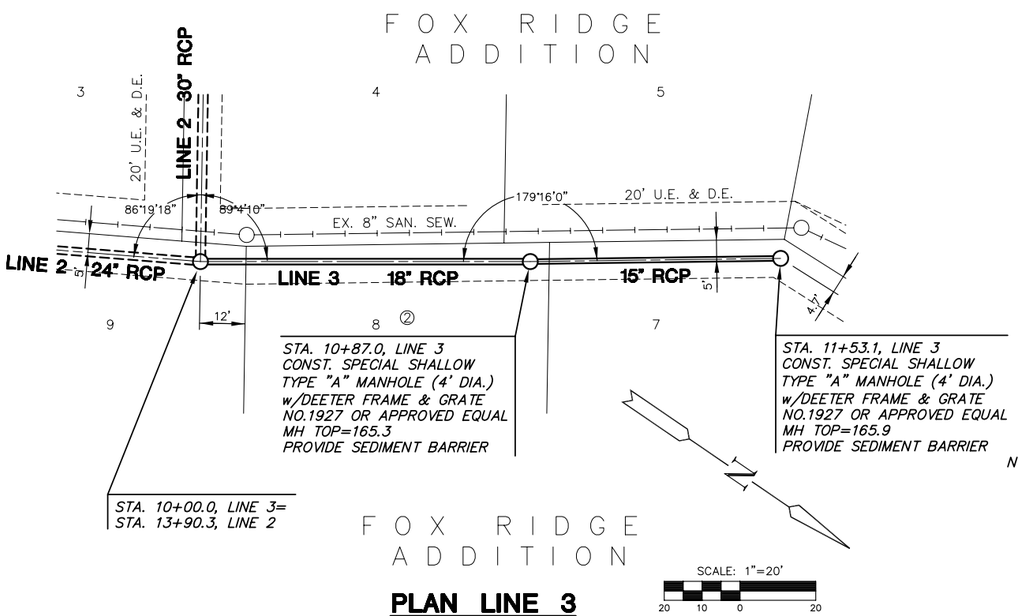

PLAN LINE 3

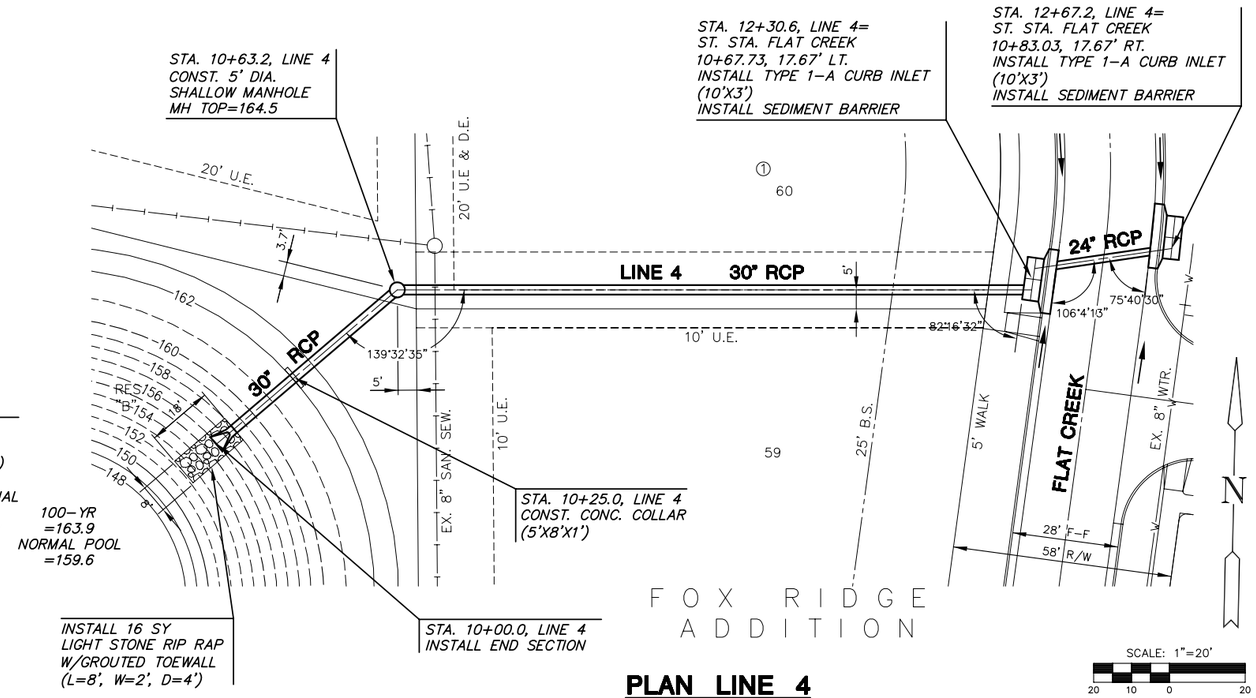

PLAN LINE 4

PROFILE LINE 3

SCALE: HORIZ. 1"=20'
SCALE: VERT. 1"=5'

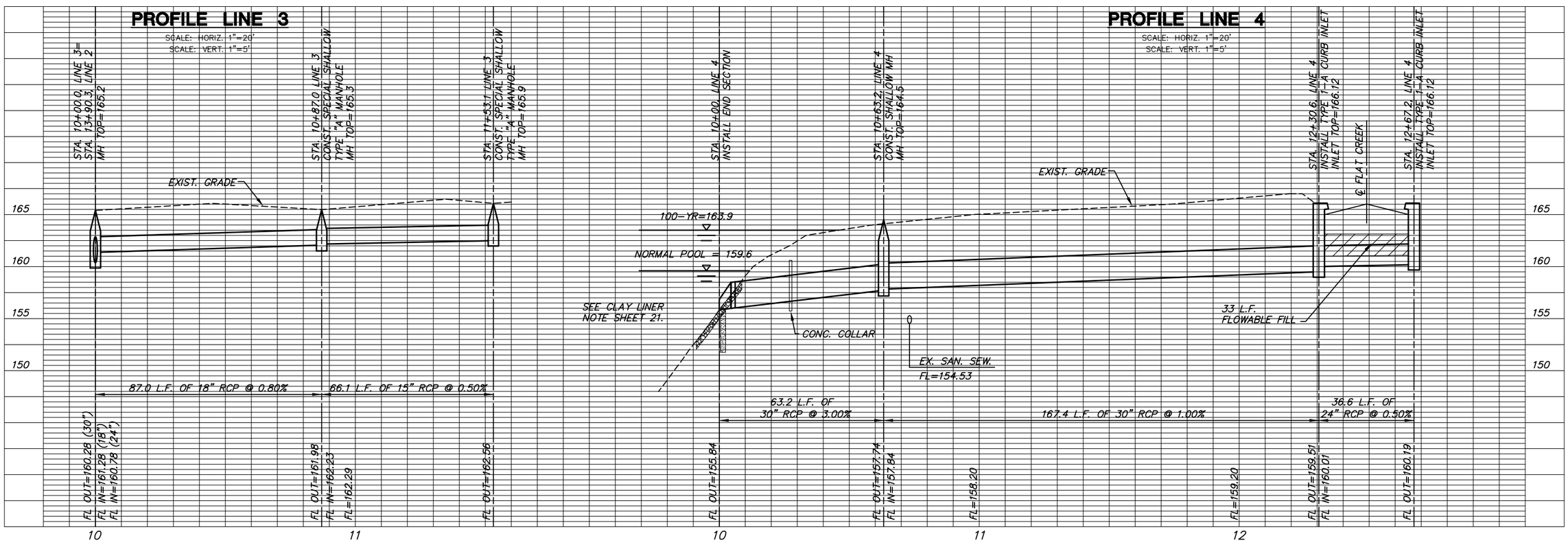

PROFILE LINE 4

SCALE: HORIZ. 1"=20'
SCALE: VERT. 1"=5'

MKEC ENGINEERING CONSULTANTS, INC.
411 N. WEBB ROAD
WICHITA, KS. 67206
316 - 684 - 9600

PAVING & INCIDENTAL DRAINAGE PLANS
FOX RIDGE
PHASE 12

LINES 3 & 4
SHEET TITLE

472-84279
PROJECT NUMBER

DFL
DESIGN BY

MKEC
DRAWN BY

GJA
CHECKED BY

ISSUED
SEPTEMBER 2006
REVISED

SHEET NO.
23 of 43

MKEC ENGINEERING CONSULTANTS, INC. © COPYRIGHT

PLOTTED: Wednesday, September 13, 2006 @ 10:40AM
G:\CIVIL\99118\dwg\SWS\PH_12\99118D3.dwg