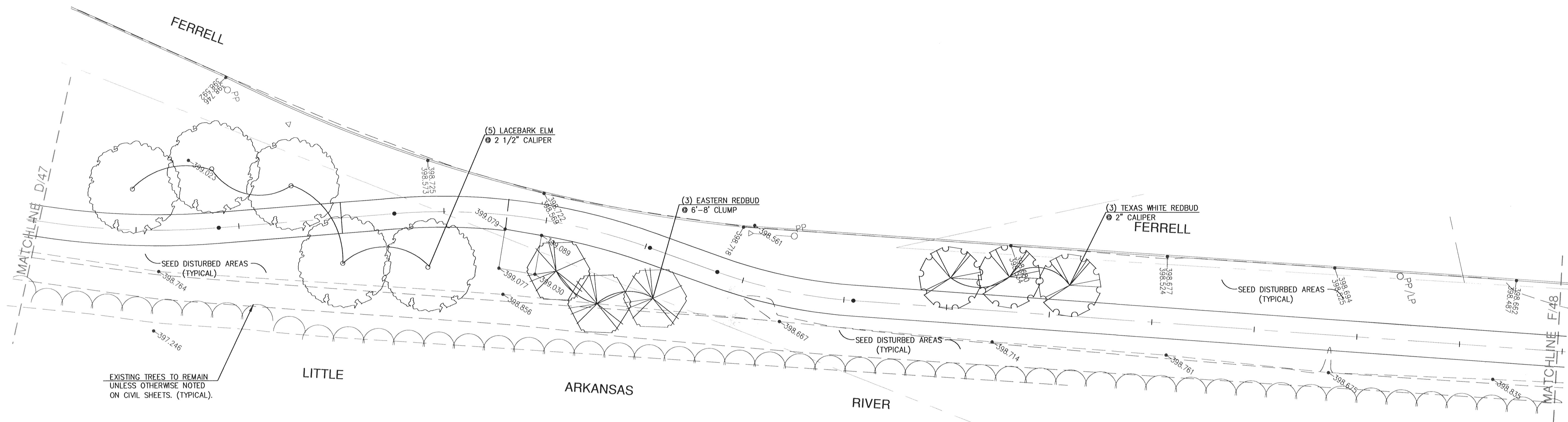
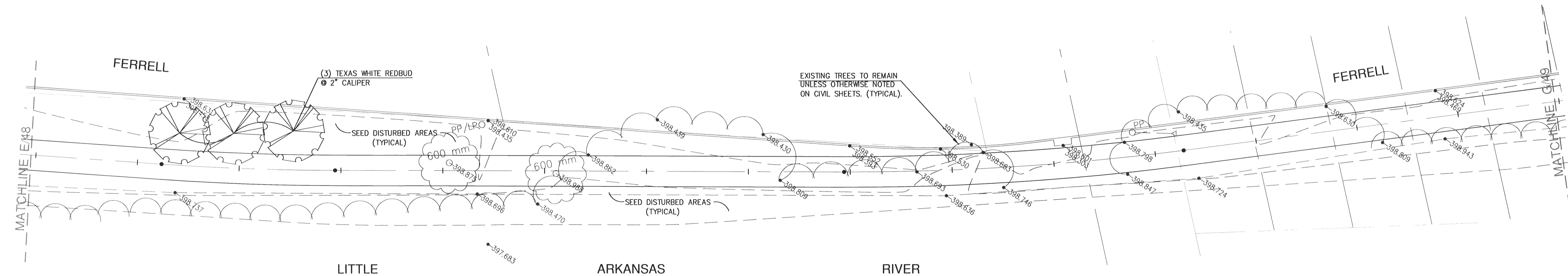



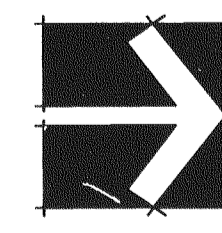
--	--	--	--	--	--



E PLANTING PLAN
SCALE: 1/200



F PLANTING PLAN
SCALE: 1/200



LAW/KINGDON, INC.
ARCHITECTS & ENGINEERS
345 RIVERVIEW, WICHITA, KS 67203
Phone (316) 268-0230 Fax (316) 268-0205
Copyright © 2004

LANDSCAPE PLANS		Ruggles & Bohm, F.A. Engineering, Surveying, Land Planning 924 North Main (316) 264-8008 Wichita, Kansas 67203 (316) 264-4621 fax www.rbkansas.com E-mail: info@rbkansas.com	DESIGN JB/KKS	SHEET 48 OF 63
LITTLE ARKANSAS RIVER			DRAWN JB	
BICYCLE / PEDESTRIAN PATH			REVIEW KS	
DRAWING FILE PLANTINGPLANS.DWG	PROJECT NUMBER 472-83436		UTILITY	DATE JUNE 11, 2004