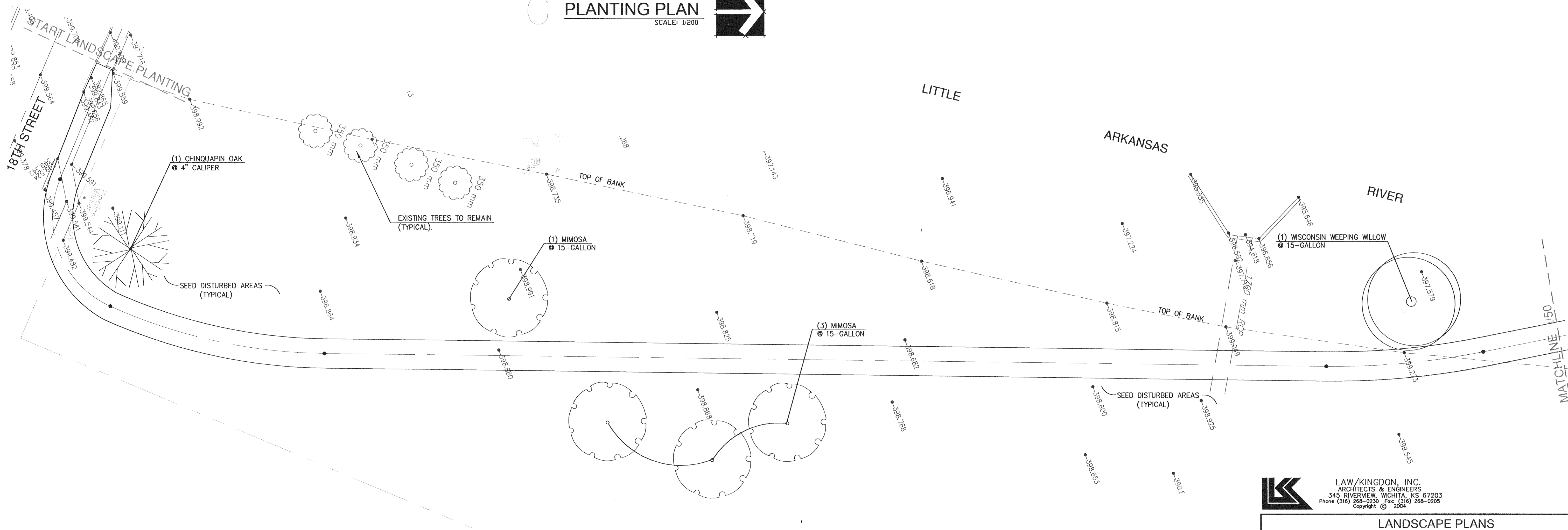

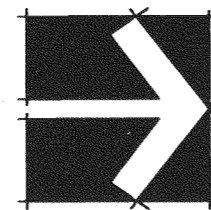


G PLANTING PLAN
SCALE: 1/200



H PLANTING PLAN
SCALE: 1/200



LAW/KINGDON, INC.
ARCHITECTS & ENGINEERS
345 RIVERVIEW, WICHITA, KS 67203
Phone (316) 268-0230 Fax (316) 268-0205
Copyright © 2004

LANDSCAPE PLANS	
LITTLE ARKANSAS RIVER	
BICYCLE / PEDESTRIAN PATH	
	Ruggles & Bohm, PA Engineering, Surveying, Land Planning
924 North Main Wichita, Kansas 67203 www.rbkansas.com	(316) 264-8008 (316) 264-4621 fax E-mail: info@rbkansas.com
DRAWING FILE PLANTINGPLANS.DWG	PROJECT NUMBER 472-83436
DESIGN JB/KS	SHEET 49 OF 63
DRAWN JB	
REVIEW KS	
UTILITY	
DATE JUNE 11, 2004	