
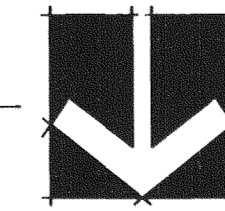


**PLANTING PLAN**  
SCALE: 1/200




**PLANTING PLAN**  
SCALE: 1/200



LAW/KINGDON, INC.  
ARCHITECTS & ENGINEERS  
345 RIVERVIEW, WICHITA, KS 67203  
Phone (316) 268-0230 Fax (316) 268-0209  
Copyright © 2004

**LANDSCAPE PLANS**  
**LITTLE ARKANSAS RIVER**  
**BICYCLE / PEDESTRIAN PATH**



**Ruggles & Bohm, P.A.**  
Engineering, Surveying, Land Planning  
924 North Main (316) 264-8008  
Wichita, Kansas 67203 (316) 264-4821 fax  
www.rbkansas.com E-mail: info@rbkansas.com

DRAWING FILE: PLANTINGPLANS.DWG  
PROJECT NUMBER: 472-83436  
DATE: JUNE 11, 2004

DESIGN JB/KS	SHEET 51 OF 63
DRAWN JB	
REVIEW KS	
UTILITY	