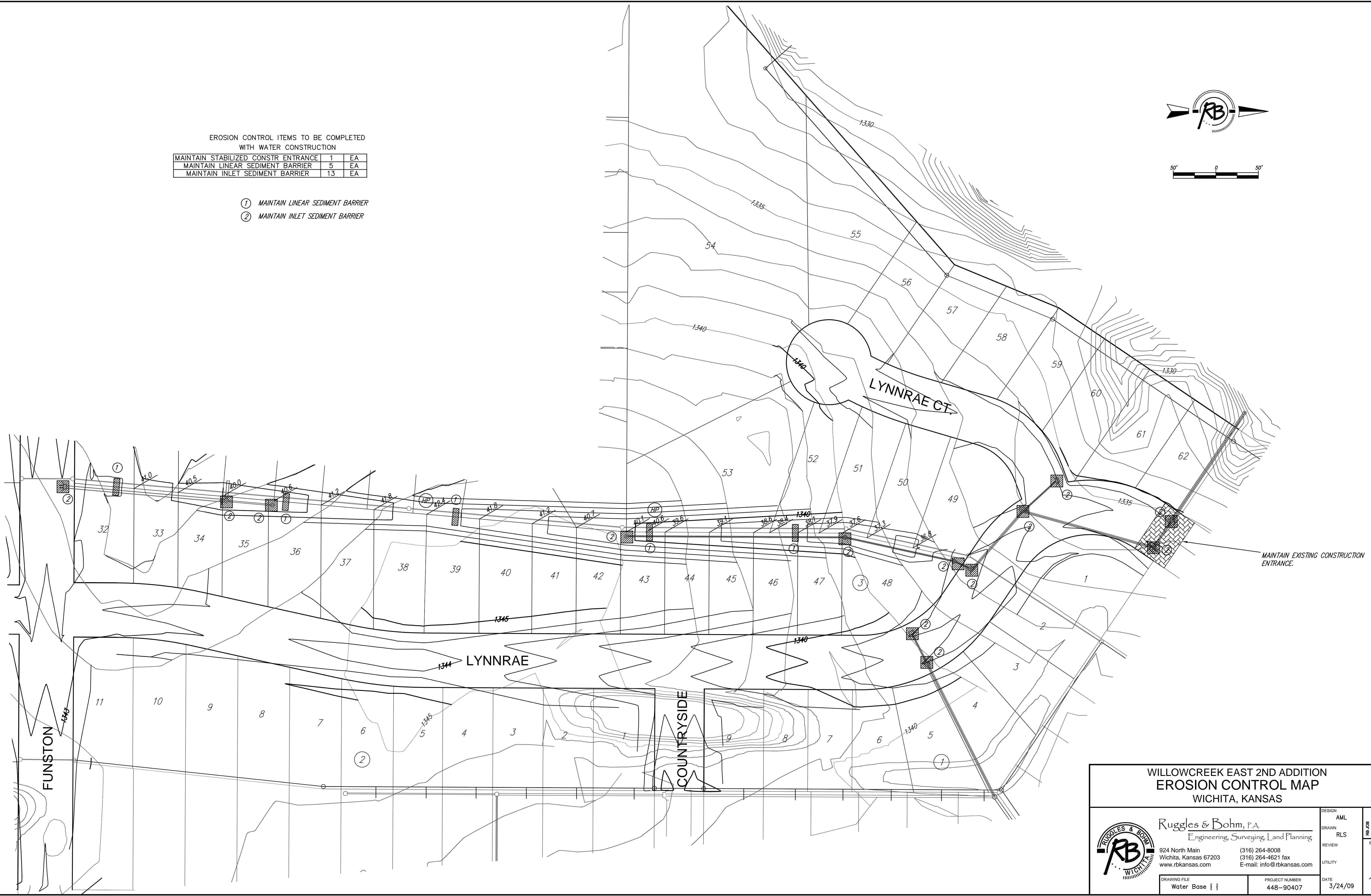
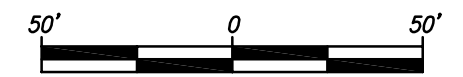




EROSION CONTROL ITEMS TO BE COMPLETED  
WITH WATER CONSTRUCTION

MAINTAIN STABILIZED CONSTR ENTRANCE	1	EA
MAINTAIN LINEAR SEDIMENT BARRIER	5	EA
MAINTAIN INLET SEDIMENT BARRIER	13	EA

- ① MAINTAIN LINEAR SEDIMENT BARRIER
- ② MAINTAIN INLET SEDIMENT BARRIER



WILLOWCREEK EAST 2ND ADDITION  
EROSION CONTROL MAP  
WICHITA, KANSAS



Ruggles & Bohm, P.A.  
Engineering, Surveying, Land Planning  
924 North Main (316) 264-8008  
Wichita, Kansas 67203 (316) 264-4621 fax  
www.rbkansas.com E-mail: info@rbkansas.com

DRAWING FILE Water Base { }	PROJECT NUMBER 448-90407	DATE 3/24/09	DESIGN AML	DRAWN RLS	REVIEW	UTILITY	RB JOB 3324E	SHEET 7	OF 16
--------------------------------	-----------------------------	-----------------	---------------	--------------	--------	---------	-----------------	------------	----------