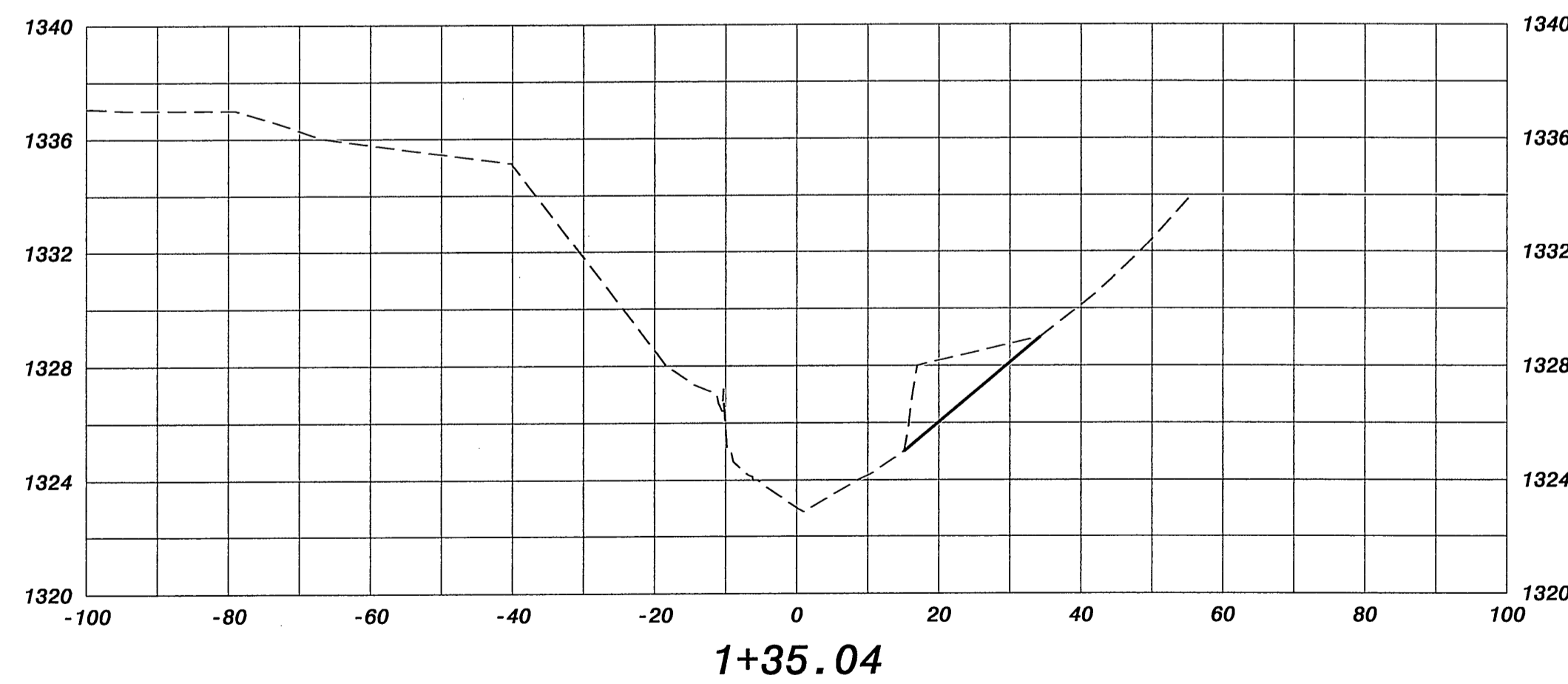
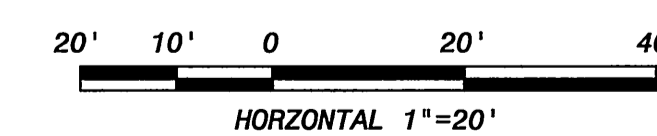


TYPICAL SECTION
STA 1+41-8+00
 NO SCALE




LEGEND

- EXISTING GRADE
- FINISHED GRADE



03/13/09	FINAL - CONSTRUCTION SET	4	DEC
2/13/08	100% SUBMITTAL	3	DEC
11/21/07	60% SUBMITTAL - FOR REVIEW ONLY	2	DEC
8/31/07	70% SUBMITTAL - FOR REVIEW ONLY	1	DEC
	DATE		
	DESIGNED BY		
	CHECKED BY		
	DATE		
	PROJECT NO.		
	PROJECT NAME		
	PROJECT LOCATION		
	PROJECT SCALE		
	PROJECT SHEET NO.		
	PROJECT SHEET TOTAL		
	PROJECT SHEET NAME		
	PROJECT SHEET DATE		
	PROJECT SHEET TIME		
	PROJECT SHEET USER		



BLACK & VEATCH
 Building a world of difference
 Kansas City, Missouri

DRY CREEK CHANNEL IMPROVEMENTS
 WICHITA, KANSAS

LINCOLN TO ORME
 CROSS SECTIONS
 0+50 - 2+00 AND TYPICAL CROSS SECTION

DESIGNED: HMM
 DETAILED: DEC
 CHECKED: AKS
 APPROVED:
 DATE: 13 MAR 2009

IF THIS BAR DOES NOT MEASURE 1" THEN DRAWING IS NOT TO FULL SCALE

PROJECT NO.
143234

019
 SHEET
 19 OF 42